

Guidelines for installation

Our plastic products do not contain any preservative oils or other impurities that need to be removed by burning. Removal of any possible impurities should be done with a solvent that isn't harmful for plastic or rubber.

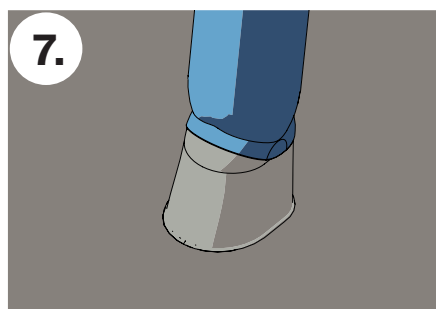
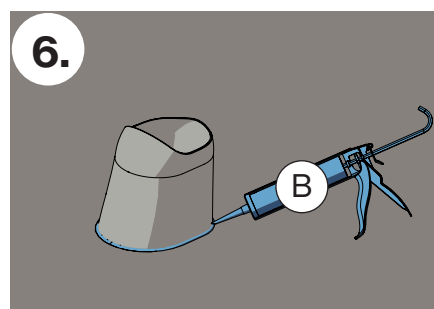
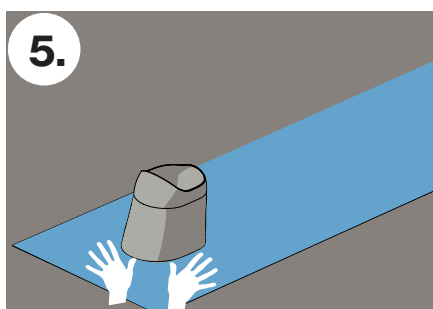


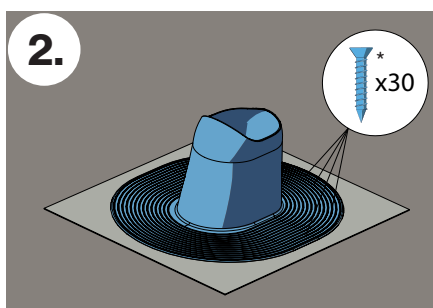
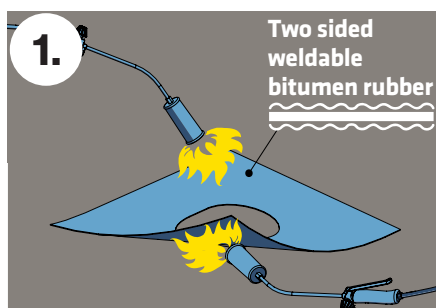
If the flange of the product is overheated, it might undergo thermal degradation and a light waxy layer may form on its surface, onto which the membrane will not stick. If, after heating, the surface of the plastic becomes shiny or starts to shrivel, the pass-through is unusable.

The bitumen of the membrane should be molten throughout before installation.

Instructions apply to all our products for bitumen roofing:

- Felt pass-throughs and Solar Felt pass-throughs
- Alipai underpressure air vents
- Chimney pass-throughs
- Felt roof hatches
- Felt roof pass-through seals

Installation of products on bitumen roofing:



* Plastic products on wood surfaces

B Use bituminous mass suitable for bonding and sealing plastic and roofing felts and strips.