

LIGHT

LIGHT-ECM

Cassette fan coil unit

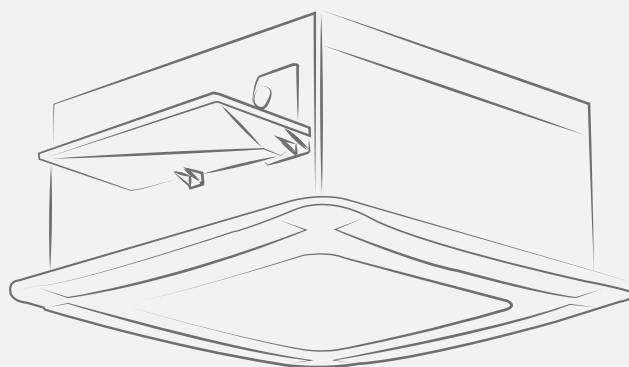


Product Catalog

Rel. 06_02_01_03C_EN

LIGHT LIGHT-ECM


Cassette fan coil unit




A GROUP S.p.A (Trademark VENTILCLIMA) participates in the ECP programme for FCU. Check ongoing validity of certificate: www.eurovent-certification.com

Pure innovation and performance

 **1.6 ÷ 10.9** kW
cooling

 **1.6 ÷ 11.3** kW
heating

 **50%**
energy saving up to 50%

 **225 - 1536** m³/h
air flow





LIGHT | LIGHT ECM



Minimal design:

characterized by shapes and geometries appropriately designed to guarantee a perfect combination of high performance, low sound emissions and unique environmental comfort thanks to the true Coanda effect.



Maximum level of silence:

the series is at the top of the range also on the subject of low noise emissions, which ensure the user that particular condition of psychophysical well-being made possible thanks to the meticulous research and development process.



Construction features:

frame made of Z200 hot-dip galvanized steel sheet 1 ÷ 1.5 mm thick, externally finished with anti-condensation barrier and internally insulated with closed-cell insulation Euroclass B-s2, d0 (EN13501-1) 10mm thick. Main condensate drain basin made of high density EPS, auxiliary basin in molded ABS.



Adjustable louvers:

in order to guarantee perfect climate comfort control both in cooling and heating mode, the front panel in the ABS version is available in three different configurations, including the versions with motorized louvers or manual louvers.



Fan section:

consisting of a radial fan appropriately developed to optimize performance and reduce turbulence, to the benefit of efficiency and low noise. Electric motor suspended on asynchronous single-phase vibration dampers ~230V / 1ph / 50Hz with overload protection, 6 rotation speeds, 3 of which are connected.

The ECM version is instead equipped with an innovative Brushless motor, which guarantees precise and modular control of the air flow, limiting the energy supply to the actual workload required, without any waste.



Condensate evacuation pump:

centrifugal type, with a useful head of 650 mm complete with non-return valve and managed by a dedicated electronic board to which a float system is combined for the control of the condensate level and alarm signaling.



Filter:

renewable filter with galvanized steel frame and polypropylene filter fabric with efficiency class G1 * / EU1 **. Alternatively, a wide range of filters with greater efficiencies are available, including G3 * / EU3 ** and G4 * / EU4 ** or the innovative electronic filter that allows complete air purification and at the same time ensures high efficiencies thanks to the minimum pressure losses. (* according to EN779 / ** according to Eurovent)



Integrated valves and resistance:

available as an accessory also valves and electric resistances that can be integrated directly inside the unit, avoiding unnecessary heat loss, significant reduction in installation times and greater operating reliability.



Easy installation and maintenance:

remarkable ease of installation and maintenance thanks to the *EasyWaySystem* which allows quick access to all the main components that require ordinary or extraordinary interventions, without having to remove the front intake panel.

Innovation and performance, at the top of the range

Innovative cassette fan coil unit characterized by a modern and minimalist design and a perfect combination of high performance, low noise emissions and a marked ease of installation and maintenance thanks to the *EasyWaySystem*.

Available in 8 sizes for 2-pipe system and in 10 sizes for 4-pipe system, also available with 2 or 3-way valves and armored electric heater (1250 ÷ 2500W) that can be integrated directly into the unit, for the total benefit of the greater operational efficiency and safety and a clear reduction in installation times.

The wide range of configurations, controls and accessories supplied ensure the right solution for every installation need. All units can be supplied in the configuration with motherboard (RC) or without motherboard (NC) and are available in the following versions:

Versions	
LIGHT	with asynchronous motor
LIGHT-ECM	with ECM motor
LIGHT-E	with asynchronous motor and integrated electric heater
LIGHT-ECM-E	with ECM motor and integrated electric heater



The picture refers to the unit configured with integrated valves (optional)

☰ Front panel versions

600 x 600

ABS (white RAL 9016)

- NC** manual louvers
- RC-M** receiver + manual louvers
- RC-A** receiver + motorized louvers



METAL (white RAL 9016)

- NC** without louvers
- RC** receiver, without louvers



900 x 900


ABS (white RAL 9016)

- NC** manual louvers
- RC-M** receiver + manual louvers
- RC-A** receiver + motorized louvers



METAL (white RAL 9016)

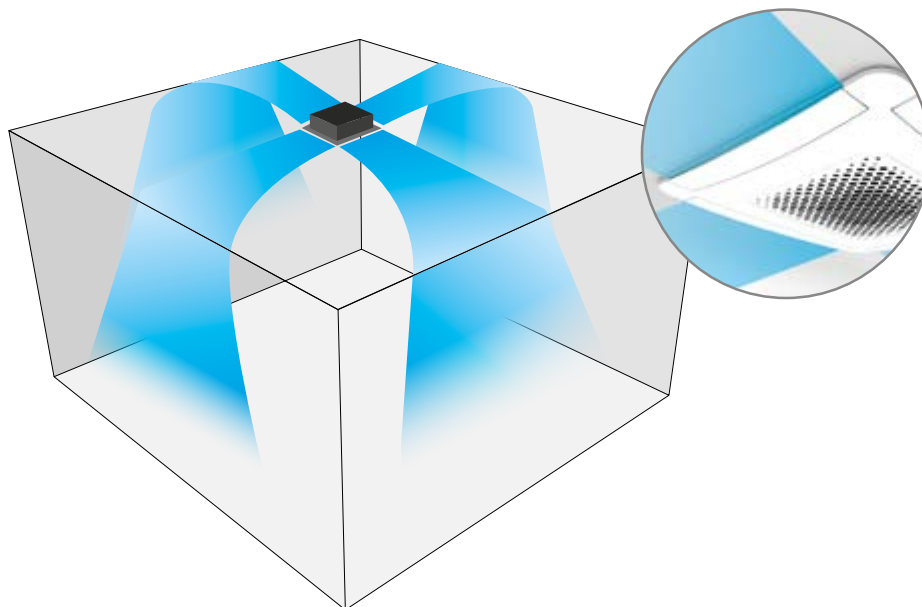
- NC** without louvers
- RC** receiver, without louvers





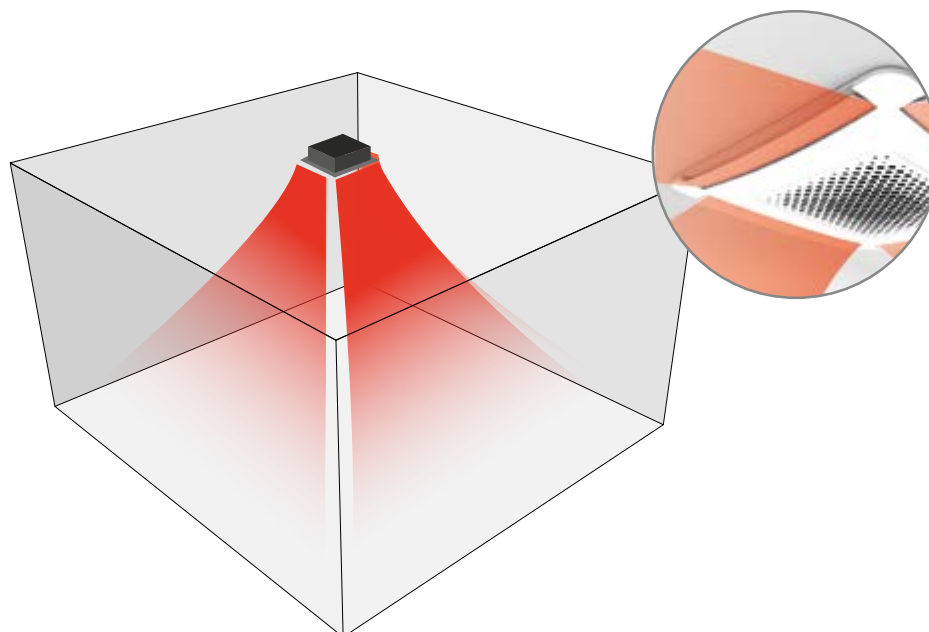
COANDA EFFECT







The position of the lateral flaps, available in the ABS panel, allows maximum exploitation of the Coanda effect in summer modality, offering ideal comfort without any annoying typical cold air flow. Thanks to this detail the cold air tends to flow towards the ceiling distributing itself in a regular, gradual way inside the room, guaranteeing ideal climatic comfort without the unpleasant thermal phenomena caused by direct cold air.



ANTI-STRATIFICATION EFFECT

In heating modality, the flaps are positioned automatically (automatically for the RC-A version, manually for the RC-M / NC versions) with an opening of 35°, allowing the warm air to create a downward flow, ensuring the homogenous distribution of the room temperature and avoiding the problems linked to air stratification.



				600x600					900x900				
2 tubi - pipes - tubes Leiter - tubos				61	62	63	64	65	71	72	73		
 7/12 °C  27 °C d.b. 19 °C w.b.	Potenza frigorifera totale Total cooling capacity Puissance frigorifique totale Kälteleistung gesamt Potencia frigorífica total	(E)	W	3	2223	2667	4247	4975	5381	6128	8520	10865	
			W	2	1835	2433	3047	3648	4655	4950	5950	8790	
			W	1	1556	1944	2144	2697	3967	4152	4810	5336	
	Potenza frigorifera sensibile Sensible cooling capacity Puissance frigorifique sensible Sensible Kälteleistung Potencia frigorífica total sensible	(E)	W	3	1843	2027	3107	3695	3991	4558	6400	7965	
			W	2	1485	1813	2177	2628	3355	3580	4339	6210	
			W	1	1236	1424	1494	1907	2797	2982	3457	3716	
	Portata acqua Water flow Débit d'eau Wassermenge Flujo de agua	(E)	l/h	3	390	465	739	867	939	1064	1478	1888	
			l/h	2	321	424	530	635	812	858	1030	1523	
			l/h	1	271	338	372	468	691	719	832	923	
	Perdite di carico lato acqua Water pressure drop Pertes charge côté eau Wasserseitiger Druckverlust Caídas de presión lado agua	(E)	kPa	3	20,0	16,0	24,0	24,0	30	31,5	33,5	53,0	
			kPa	2	14,0	14,0	18,0	18,0	24	21,5	13,5	36,0	
			kPa	1	11,0	10,0	11,0	16,0	18	16,5	8,5	12,5	
 45/40 °C  20 °C	Potenza termica Heating capacity Puissance thermique Heizleistung Energía térmica	(E)	W	3	2340	2620	4080	4910	5420	6400	8610	11280	
			W	2	1920	2370	2930	3440	4930	5000	5970	8660	
			W	1	1590	1910	2090	2580	4090	4210	4590	5030	
	Portata acqua Water flow Débit d'eau Wassermenge Flujo de agua	(E)	l/h	3	408	456	711	855	943	1115	1500	1964	
			l/h	2	335	413	510	600	860	871	1039	1508	
			l/h	1	276	333	364	449	712	734	800	876	
	Perdite di carico lato acqua Water pressure drop Pertes charge côté eau Wasserseitiger Druckverlust Caídas de presión lado agua	(E)	kPa	3	20,9	15,5	18,5	22,8	29,6	33,2	25,0	49,9	
			kPa	2	14,2	12,5	16,2	18,0	25,7	22,9	10,8	30,7	
			kPa	1	10,5	8,9	9,7	15,3	19,2	15,9	7,9	10,1	
	 50 °C  20 °C	Potenza termica Heating capacity Puissance thermique Heizleistung Energía térmica	(E)	W	3	2800	3150	4910	5900	6500	7650	9367	13500
				W	2	2300	2850	3522	4150	5900	6000	6482	10400
				W	1	1900	2300	2510	3100	4900	5050	5002	6050
Portata acqua Water flow Débit d'eau Wassermenge Flujo de agua		(E)	l/h	3	390	465	739	867	939	1064	1478	1888	
			l/h	2	321	424	530	635	812	858	1030	1523	
			l/h	1	271	338	372	468	691	719	832	923	
Perdite di carico lato acqua Water pressure drop Pertes charge côté eau Wasserseitiger Druckverlust Caídas de presión lado agua		(E)	kPa	3	19,0	16,0	19,0	23,1	29	22,0	29,0	46,0	
			kPa	2	13,0	13,0	17,0	19,8	23	16,0	12,5	31,0	
			kPa	1	10,0	9,0	10,0	16,5	18	11,0	10,0	11,0	
Livello di potenza sonora Sound power level Niveau de puissance sonore Schall-Leistungspegel Nivel de potencia acústica		(E)	dB(A)	3	46	44	52	60	62	47	53	62	
			dB(A)	2	39	41	44	49	59	39	40	54	
			dB(A)	1	33	34	34	39	53	32	34	39	
Livello di pressione sonora Sound pressure level Niveau de pression sonore Schall-Druckpegel Nivel de presión sonora	(E)	dB(A)	3	37	35	43	51	53	38	44	53		
		dB(A)	2	30	32	35	40	50	30	31	45		
		dB(A)	1	24	25	25	30	44	23	25	30		
Portata aria Air flow Débit d'air Luftstrom Flujo de aire	(E)	m³/h	3	367	398	550	660	760	1023	1270	1536		
		m³/h	2	295	355	398	468	660	763	858	1175		
		m³/h	1	225	269	269	328	550	623	662	669		

- **Unità standard a bocca libera:** pressione statica esterna = 0 Pa / Il test per la rilevazione del livello di potenza sonora è stato eseguito in accordo con la **normativa EN 16583:2015 / Livello di pressione sonora:** considerata 8,6 dB(A) inferiore rispetto alla potenza sonora in una stanza di 90 m³ con un tempo di riverbero di 0,5 sec. / **Valori tensione ammissibile:** ~230V / 1ph / 50-60Hz
 - **Standard unit with free outlet:** external static pressure = 0 Pa / The sound power level test has been performed according to **EN 16583:2015 standard / Sound pressure level:** 8,6 dB(A) lower than the sound power level for a room of 90 m³ with a reverberation time of 0,5 sec. / **Supported power supply:** ~230V / 1ph / 50-60Hz
 - **Unité standard avec sortie libre:** pression statique externe = 0 Pa / Le test de détection du niveau de puissance acoustique a été réalisé conformément à la norme **EN 16583: 2015 / Niveau de pression sonore:** considéré de 8,6 dB(A) plus faible que le niveau de puissance acoustique d'une pièce de 90 m³, avec un temps de réverbération de 0,5 sec. / **Valeurs de tension admissibles:** ~230V / 1ph / 50-60Hz
 - **Standard Einheit mit offenem Auslass:** externer statischer Druck = 0 Pa / Der Test zur Erfassung des Schalleistungspegels wurde gemäß der Norm **EN 16583: 2015 durchgeführt / Schall-Druckpegel:** Schall-Druckpegel: 8,6 dB (A) unter dem Schalldruck in einem Raum von 90 m³ mit einer Nachhallzeit von 0,5 s. / **Unterstützte Stromversorgung:** ~230V / 1ph / 50-60Hz
 - **Unidad estándar con salida libre:** presión estática externa = 0 Pa / La prueba de nivel acústico se realizó de acuerdo con la **norma EN 16583:2015 / Nivel de presión sonora:** se considera 8,6 dB (A) inferior a la potencia acústica en una sala de 90 m³ con un tiempo de reverberación de 0,5 seg. / **Valores de voltaje admisibles:** ~230V / 1ph / 50-60Hz

velocità cablate / wired speed / vitesse câblée / verkabelte Geschwindigkeitsstufe / velocidades cableadas (E) = Eurovent

				600x600						900x900				
4 tubi - pipes - tubes Leiter - tubos				81	82	83	83C	84	84C	91	92	93	94	
7/12 °C 27 °C d.b. 19 °C w.b.	Potenza frigorifera totale Total cooling capacity Puissance frigorifique totale Kälteleistung gesamt Potencia frigorífica total	(E)	W 3	2303	2707	3337	3827	3825	4395	6125	7100	8665	9965	
			W 2	1905	2373	2507	2957	3048	3408	4847	5139	6560	7510	
			W 1	1606	1864	1884	1974	2367	2627	4011	4257	4456	5056	
	Potenza frigorifera sensibile Sensible cooling capacity Puissance frigorifique sensible Sensible Kälteleistung Potencia frigorífica total sensible	(E)	W 3	1873	1977	2547	2857	2975	3345	4505	5340	6635	7515	
			W 2	1505	1713	1867	2157	2308	2518	3497	3749	4880	5520	
			W 1	1226	1344	1364	1404	1747	1897	2851	3047	3186	3596	
	Portata acqua Water flow Débit d'eau Wassermenge Flujo de agua	(E)	l/h 3	403	472	584	668	669	767	1064	1236	1511	1734	
			l/h 2	333	414	438	515	532	594	841	893	1142	1304	
			l/h 1	280	324	328	343	412	456	695	738	772	876	
	Perdite di carico lato acqua Water pressure drop Pertes charge côté eau Wasserseitiger Druckverlust Caídas de presión lado agua	(E)	kPa 3	18,0	14,0	17,0	32,3	21,0	28,0	20,5	29,6	38,0	34,0	
			kPa 2	15,0	12,0	14,0	27,9	17,0	22,0	13,5	18,0	24,5	21,0	
			kPa 1	10,0	10,0	10,0	22,0	12,0	17,0	9,5	11,5	14,0	14,0	
65/55 °C 20 °C	Potenza termica Heating capacity Puissance thermique Heizleistung Energía térmica	(E)	W 3	2690	3070	3900	2890	4380	3250	7940	9270	11030	8420	
			W 2	2300	2680	3070	2340	3510	2610	6180	7060	8380	6500	
			W 1	1780	2150	2150	1680	2760	2100	5130	5570	6010	4400	
	Portata acqua Water flow Débit d'eau Wassermenge Flujo de agua	(E)	l/h 3	236	269	342	254	384	285	697	812	967	739	
			l/h 2	201	235	269	206	307	229	542	619	735	570	
			l/h 1	156	187	189	147	242	184	449	488	527	386	
	Perdite di carico lato acqua Water pressure drop Pertes charge côté eau Wasserseitiger Druckverlust Caídas de presión lado agua	(E)	kPa 3	12,2	20,4	42,7	18,1	41,0	21,2	19,5	27,2	35,2	17,8	
			kPa 2	11,3	16,5	35,3	14,9	35,4	18,8	13,2	16,9	23,9	12,1	
			kPa 1	8,8	12,2	21,1	11,0	22,5	13,3	9,1	11,6	13,2	6,4	
	70/60 °C 20 °C	Potenza termica Heating capacity Puissance thermique Heizleistung Energía térmica	(E)	W 3	3050	3500	4450	3300	5000	3710	9000	10500	12500	9600
				W 2	2600	3050	3500	2670	4000	2980	7000	8000	9500	7400
				W 1	2010	2450	2450	1910	3150	2390	5800	6300	6800	5000
Portata acqua Water flow Débit d'eau Wassermenge Flujo de agua		(E)	l/h 3	268	307	391	290	439	326	791	922	1098	843	
			l/h 2	228	268	307	235	351	262	615	703	835	650	
			l/h 1	177	215	215	168	277	210	510	554	598	439	
Perdite di carico lato acqua Water pressure drop Pertes charge côté eau Wasserseitiger Druckverlust Caídas de presión lado agua		(E)	kPa 3	15,0	15,0	53,4	23,0	52,6	27,0	23,5	33,0	42,5	22,0	
			kPa 2	14,0	12,0	44,5	19,0	45,6	24,0	16,0	20,5	29,0	15,0	
			kPa 1	11,0	9,0	26,7	14,0	28,9	17,0	11,0	14,0	16,0	8,0	
Livello di potenza sonora Sound power level Niveau de puissance sonore Schall-Leistungspegel Nivel de potencia acústica		(E)	dB(A) 3	46	47	52	52	58	58	51	53	59	59	
			dB(A) 2	39	41	44	44	49	51	39	40	49	49	
			dB(A) 1	33	37	34	37	39	44	37	34	35	35	
Livello di pressione sonora Sound pressure level Niveau de pression sonore Schall-Druckpegel Nivel de presión sonora	(E)	dB(A) 3	37	38	43	43	49	49	42	44	50	50		
		dB(A) 2	30	32	35	35	40	42	30	31	40	40		
		dB(A) 1	24	28	25	28	30	35	28	25	26	26		
Portata aria Air flow Débit d'air Luftstrom Flujo de aire	(E)	m³/h 3	367	398	550	550	660	660	1023	1270	1536	1536		
		m³/h 2	295	355	398	398	468	468	763	858	1175	1175		
		m³/h 1	224	269	269	269	328	328	623	662	669	669		

- **Unità standard a bocca libera:** pressione statica esterna = 0 Pa / Il test per la rilevazione del livello di potenza sonora è stato eseguito in accordo con la **normativa EN 16583:2015 / Livello di pressione sonora:** considerata 8,6 dB(A) inferiore rispetto alla potenza sonora in una stanza di 90 m³ con un tempo di riverbero di 0,5 sec. / **Valori tensione ammissibile:** ~230V / 1ph / 50-60Hz
 - **Standard unit with free outlet:** external static pressure = 0 Pa / The sound power level test has been performed according to **EN 16583:2015 standard / Sound pressure level:** 8,6 dB(A) lower than the sound power level for a room of 90 m³ with a reverberation time of 0,5 sec. / **Supported power supply:** ~230V / 1ph / 50-60Hz
 - **Unité standard avec sortie libre:** pression statique externe = 0 Pa / Le test de détection du niveau de puissance acoustique a été réalisé conformément à la norme **EN 16583: 2015 / Niveau de pression sonore:** considéré de 8,6 dB(A) plus faible que le niveau de puissance acoustique d'une pièce de 90 m³, avec un temps de réverbération de 0,5 sec. / **Valeurs de tension admissibles:** ~230V / 1ph / 50-60Hz
 - **Standard Einheit mit offenem Auslass:** externer statischer Druck = 0 Pa / Der Test zur Erfassung des Schalleistungspegels wurde gemäß der Norm **EN 16583: 2015** durchgeführt / **Schall-Druckpegel:** Schall-Druckpegel: 8,6 dB (A) unter dem Schalldruck in einem Raum von 90 m³ mit einer Nachhallzeit von 0,5 s. / **Unterstützte Stromversorgung:** ~230V / 1ph / 50-60Hz
 - **Unidad estándar con salida libre:** presión estática externa = 0 Pa / La prueba de nivel acústico se realizó de acuerdo con la **norma EN 16583:2015 / Nivel de presión sonora:** se considera 8,6 dB (A) inferior a la potencia acústica en una sala de 90 m³ con un tiempo de reverberación de 0,5 seg. / **Valores de voltaje admisibles:** ~230V / 1ph / 50-60Hz

			600x600										900x900							
Motore asincrono - Asynchronous motor Moteur asynchrone - Asynchronmotor - Motor asíncrono			61	62	63	64	65	81	82	83	83C	84	84C	71	72	73	91	92	93	94
Potenza assorbita dal motore del ventilatore Motor fan absorbed power Puissance absorbée par le moteur de ventilateur Vom Lüftermotor aufgenommene Leistung Potencia absorbida por el motor del ventilador	(E)	W 3	47	43	63	75	89	47	43	63	63	75	75	72	100	135	75	100	135	135
		W 2	35	37	43	52	75	35	37	43	43	52	52	50	61	90	53	61	90	90
		W 1	24	26	26	33	63	24	26	26	26	33	33	38	43	44	39	43	44	44
Corrente assorbita dal motore del ventilatore Motor fan absorbed current Courant absorbé par le moteur du ventilateur Vom Lüftermotor aufgenommener Strom Corriente absorbida por el motor del ventilador	A	3	0,22	0,19	0,28	0,33	0,39	0,22	0,19	0,28	0,28	0,33	0,33	0,73	0,61	0,53	0,75	0,61	0,51	0,51
		2	0,16	0,16	0,19	0,23	0,33	0,16	0,16	0,19	0,19	0,23	0,23	0,56	0,46	0,43	0,57	0,47	0,44	0,44
		1	0,11	0,11	0,11	0,15	0,28	0,11	0,11	0,11	0,11	0,15	0,15	0,46	0,39	0,37	0,43	0,40	0,37	0,37
Tensione di alimentazione Power supply Tension d'alimentation Stromversorgung Tensión de alimentación			~230V / 1ph / 50-60Hz																	

velocità cablate / wired speed / vitesse câblée / verkabelte Geschwindigkeitsstufe / velocidades cableadas (E) = Eurovent

			600x600										900x900							
Motore ECM - ECM motor Moteur ECM - ECM-Motor - Motor ECM			61	62	63	64	65	81	82	83	83C	84	84C	71	72	73	91	92	93	94
Potenza assorbita dal motore del ventilatore Motor fan absorbed power Puissance absorbée par le moteur de ventilateur Vom Lüftermotor aufgenommene Leistung Potencia absorbida por el motor del ventilador	(E)	W 3	12	11	25	52	69	12	12	25	29	38	44	55	57	99	24	40	98	90
		W 2	7	9	11	22	43	9	9	9	13	16	21	30	18	44	12	14	30	29
		W 1	6	6	7	10	27	6	5	6	7	9	10	22	11	11	8	9	10	11
Corrente assorbita dal motore del ventilatore Motor fan absorbed current Courant absorbé par le moteur du ventilateur Vom Lüftermotor aufgenommener Strom Corriente absorbida por el motor del ventilador	A	3	0,16	0,14	0,29	0,48	0,62	0,16	0,16	0,28	0,31	0,36	0,42	0,47	0,52	0,78	0,25	0,39	0,78	0,73
		2	0,09	0,11	0,15	0,26	0,41	0,09	0,11	0,14	0,18	0,21	0,25	0,26	0,20	0,42	0,14	0,16	0,31	0,30
		1	0,07	0,07	0,07	0,13	0,30	0,07	0,08	0,07	0,07	0,10	0,13	0,19	0,13	0,13	0,10	0,11	0,12	0,12
Tensione di controllo velocità (Vcc) Speed control voltage (Vdc) Tension de contrôle de vitesse (Vcc) Drehzahlregelspannung (Vcc) Voltaje de control de velocidad (Vcc)	V	3	9,0	7,6	8,6	9,5	9,5	9,0	8,9	8,3	9,3	8,5	9,6	7,7	9,6	8,4	8,9	8,0	8,4	8,1
		2	4,4	5,6	4,3	5,1	5,5	4,8	5,9	4,0	5,5	4,3	5,4	4,6	4,8	5,6	5,3	3,9	4,4	4,3
		1	1,5	2,0	1,4	1,9	1,6	1,8	1,8	1,4	1,5	1,3	2,1	3,1	3,0	1,7	3,4	2,2	1,3	1,4
Tensione di alimentazione Power supply Tension d'alimentation Stromversorgung Tensión de alimentación			~230V / 1ph / 50-60Hz																	

velocità cablate / wired speed / vitesse câblée / verkabelte Geschwindigkeitsstufe / velocidades cableadas (E) = Eurovent

LIGHT | LIGHT ECM

Electric heater

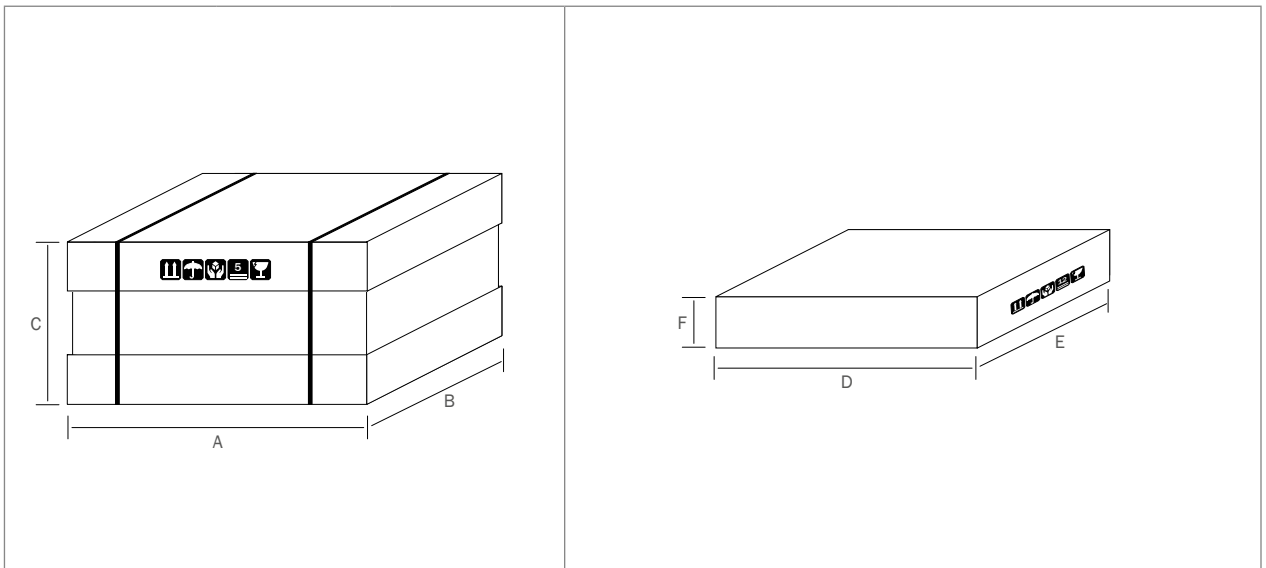
			600x600										900x900							
LIGHT-E LIGHT-ECM-E			61	62	63	64	65	81	82	83	83C	84	84C	71	72	73	91	92	93	94
Potenza elettrica resa Heating power output Puissance électrique Heizleistung geliefert Energía eléctrica entregada	W		1250	1250	2500	2500	2500	n.d.	n.d.	n.d.	n.d.	n.d.	n.d.	n.d.	n.d.	n.d.	n.d.	n.d.	n.d.	n.d.
			230	230	230	230	230	n.d.	n.d.	n.d.	n.d.	n.d.	n.d.	n.d.	n.d.	n.d.	n.d.	n.d.	n.d.	n.d.
Tensione di alimentazione Heating power output Puissance électrique Heizleistung geliefert Energía eléctrica entregada			n.d.																	

n.d. = Non disponibile / Unavailable / Non disponible / Nicht verfügbar / Indisponible



Weights and packaging

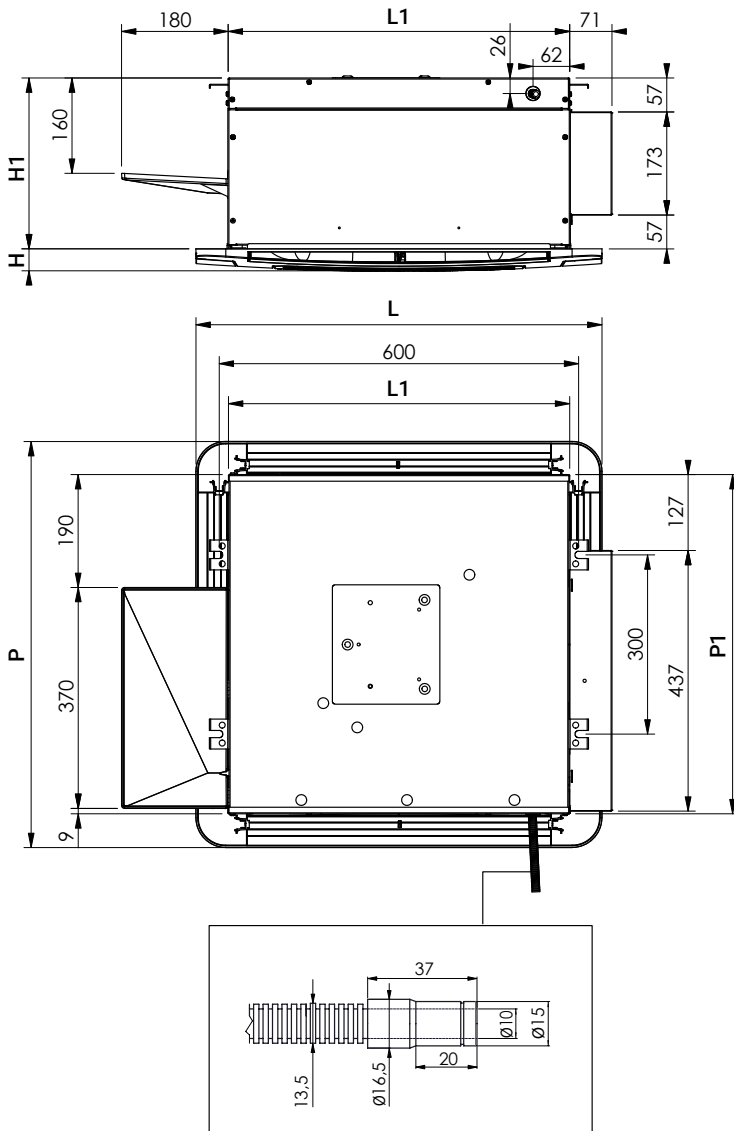
	UNITÀ UNIT			PANNELLO ABS ABS PANEL			PANNELLO METALLO METAL PANEL	
	dimensioni dimension	peso netto net weight	peso lordo gross weight	dimensioni dimension	peso netto net weight	peso lordo gross weight	peso netto net weight	peso lordo gross weight
	[mm] (AxBxC)	[kg]	[kg]	[mm] (DxExF)	[kg]	[kg]	[kg]	[kg]
MOD. 61	790 x 760 x 335	20	22	730 x 730 x 115	3	4	7,5	9
MOD. 62	790 x 760 x 335	21	23	730 x 730 x 115	3	4	7,5	9
MOD. 63	790 x 760 x 335	23	25	730 x 730 x 115	3	4	7,5	9
MOD. 64	790 x 760 x 335	24	26	730 x 730 x 115	3	4	7,5	9
MOD. 65	790 x 760 x 335	24	26	730 x 730 x 115	3	4	7,5	9
MOD. 81	790 x 760 x 335	23	25	730 x 730 x 115	3	4	7,5	9
MOD. 82	790 x 760 x 335	24	26	730 x 730 x 115	3	4	7,5	9
MOD. 83	790 x 760 x 335	24	26	730 x 730 x 115	3	4	7,5	9
MOD. 83C	790 x 760 x 335	24	26	730 x 730 x 115	3	4	7,5	9
MOD. 84	790 x 760 x 335	24	26	730 x 730 x 115	3	4	7,5	9
MOD. 84C	790 x 760 x 335	24	26	730 x 730 x 115	3	4	7,5	9
MOD. 71	1050 x 1005 x 380	40	43	965 x 970 x 115	5,5	7,5	13	15
MOD. 72	1050 x 1005 x 380	45	48	965 x 970 x 115	5,5	7,5	13	15
MOD. 73	1050 x 1005 x 380	45	48	965 x 970 x 115	5,5	7,5	13	15
MOD. 91	1050 x 1005 x 380	41	44	965 x 970 x 115	5,5	7,5	13	15
MOD. 92	1050 x 1005 x 380	46	49	965 x 970 x 115	5,5	7,5	13	15
MOD. 93	1050 x 1005 x 380	46	49	965 x 970 x 115	5,5	7,5	13	15
MOD. 94	1050 x 1005 x 380	46	49	965 x 970 x 115	5,5	7,5	13	15



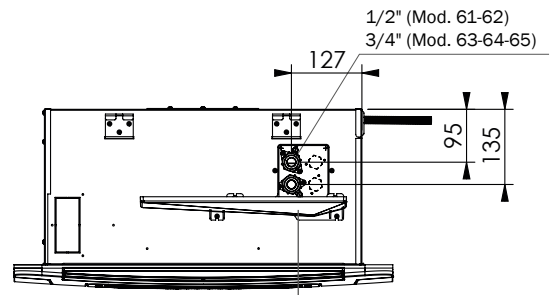
Dimensions (600x600)

600x600

Unità / Unit / Unité / Gerät / Unidad			61	62	63	64	65	81	82	83	83C	84	84C
Lunghezza / Length / Longueur / Länge / Longitud	L1	mm	572	572	572	572	572	572	572	572	572	572	572
Altezza / Height / Hauteur / Höhe / Altura	H1	mm	285	285	285	285	285	285	285	285	285	285	285
Profondità / Depth / Profondeur / Tiefe / Profundidad	P1	mm	575	575	575	575	575	575	575	575	575	575	575
Pannello / Panel / Panneau / Paneel / Panel			61	62	63	64	65	81	82	83	83C	84	84C
Lunghezza / Length / Longueur / Länge / Longitud	L	mm	680	680	680	680	680	680	680	680	680	680	680
Altezza / Height / Hauteur / Höhe / Altura	H	mm	40	40	40	40	40	40	40	40	40	40	40
Profondità / Depth / Profondeur / Tiefe / Profundidad	P	mm	680	680	680	680	680	680	680	680	680	680	680

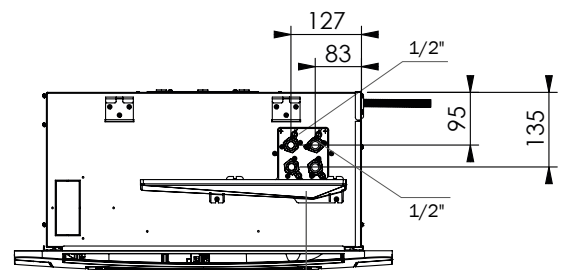


Impianto a 2 tubi
2 pipe system
Installation à 2 tubes
2-Leiter-System
Sistema de 2 tubos



Bacinella ausiliaria
Auxiliary drain pan
Bac recueillant l'eau de condensation
Zusätzliche Kondensatwanne
Bandeja auxiliar

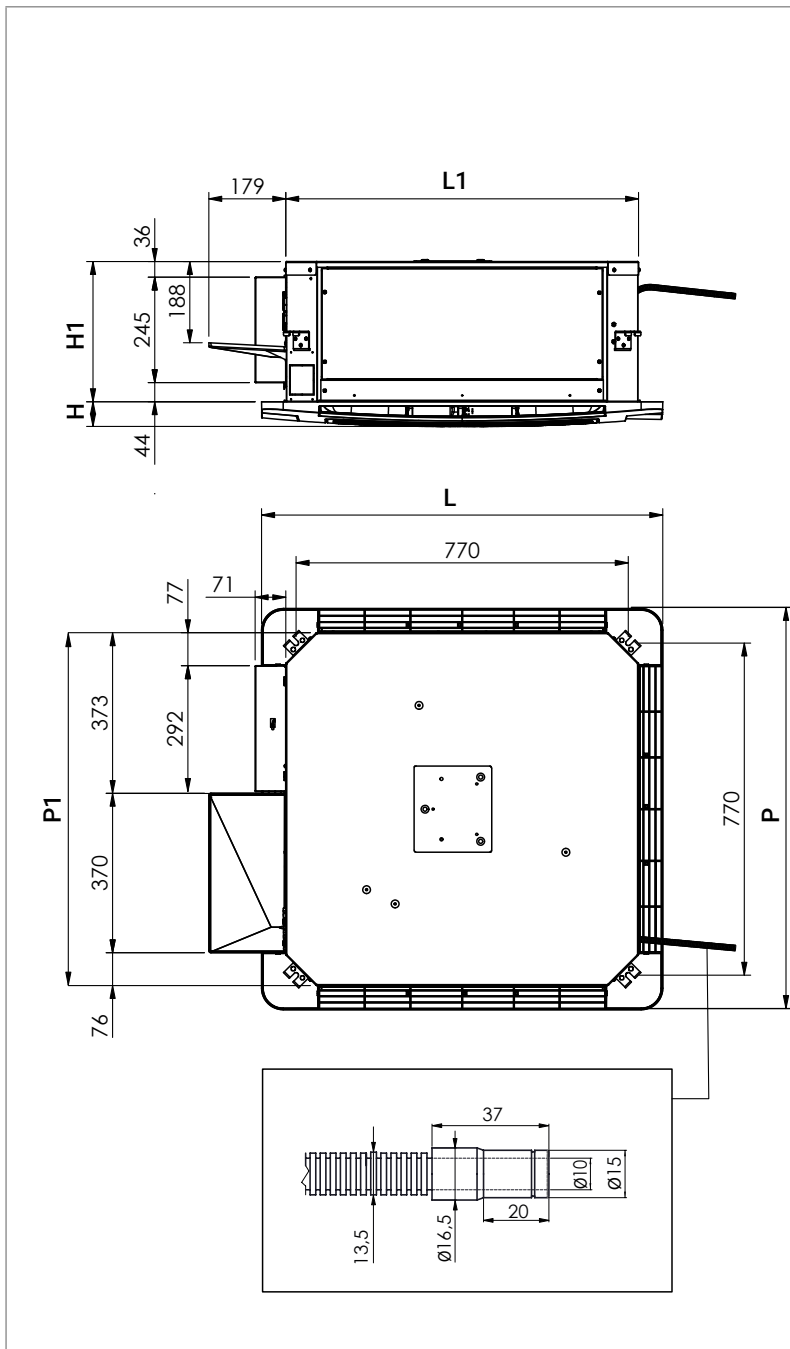
Impianto a 4 tubi
4 pipe system
Installation à 4 tubes
4-Leiter-System
Sistema de 4 tubos



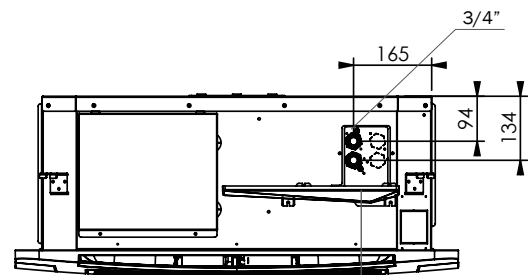
Bacinella ausiliaria
Auxiliary drain pan
Bac recueillant l'eau de condensation
Zusätzliche Kondensatwanne
Bandeja auxiliar

Dimensions (900x900)

			900x900						
Unità / Unit / Unité / Gerät / Unidad			71	72	73	91	92	93	94
Lunghezza / Lenght / Longueur / Länge / Longitud	L1	mm	818	818	818	818	818	818	818
Altezza / Height / Hauteur / Höhe / Altura	H1	mm	326	326	326	326	326	326	326
Profondità / Depth / Profondeur / Tiefe / Profundidad	P1	mm	818	818	818	818	818	818	818
Pannello / Panel / Panneau / Paneel / Panel			71	72	73	91	92	93	94
Lunghezza / Lenght / Longueur / Länge / Longitud	L	mm	930	930	930	930	930	930	930
Altezza / Height / Hauteur / Höhe / Altura	H	mm	57	57	57	57	57	57	57
Profondità / Depth / Profondeur / Tiefe / Profundidad	P	mm	930	930	930	930	930	930	930

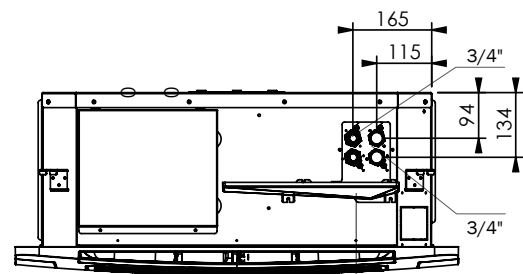


Impianto a 2 tubi
2 pipe system
Installation à 2 tubes
2-Leiter-System
Sistema de 2 tubos



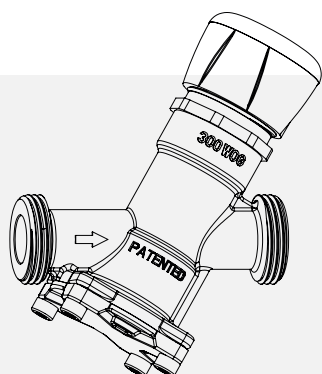
Bacinella ausiliaria
Auxiliary drain pan
Bac recueillant l'eau de condensation
Zusätzlichen Kondensatwanne
Bandeja auxiliar

Impianto a 4 tubi
4 pipe system
Installation à 4 tubes
4-Leiter-System
Sistema de 4 tubos



Bacinella ausiliaria
Auxiliary drain pan
Bac recueillant l'eau de condensation
Zusätzlichen Kondensatwanne
Bandeja auxiliar

Independent balancing valve



This type of valve combines two functions in a single valve, keeps the flow rate constant as the system pressure changes and at the same time regulates the flow according to the temperature, allowing perfect balancing of the hydraulic system, ensuring for each fan coil unit the desired water flow even under partial loads.

The adjustment can be performed automatically through the installation of a linear ON / OFF or modulating actuator.

Main advantages:

- Simplified selection
- Easy installation
- High valve authority which remains constant
- Constant flow rate as the differential pressure changes
- Optimized installation by measuring the set pressure
- Energy efficiency thanks to the low differential pressure required
- Maintenance of the set water flow even at partial loads
- Optimization of pump speed using pressure taps (optional)
- Preset locked by hooking

Valve performance technical data

Warning: this type of valve is available exclusively for outside installation of the unit.

2 tubi - pipes - tubes Leiter - tubos			600x600				
			61	62	63	64	65
	DN		DN 15	DN 15	DN 20	DN 20	DN 20
Attacchi idraulici - Hydraulic connections Raccords hydrauliques - Hydraulikanschlüsse - Conexiones hidráulicas	ø		3/4"	3/4"	1"	1"	1"
Portata acqua valvola - Valve water flow Débit d'eau valve - Wassermenge am Ventil - Caudal de agua de la válvula	l/s	min-max	0,030-0,150	0,030-0,150	0,062-0,311	0,062-0,311	0,062-0,311
Portata acqua unità - Unit water flow Débit d'eau unité - Wasserdurchfluss des Gerätes - Caudal de agua de la unidad	l/s	min	0,075	0,094	0,103	0,130	0,192
	l/s	max	0,108	0,129	0,205	0,241	0,261

4 tubi - pipes - tubes Leiter - tubos			600x600				
			81	82	83	83C	84
	DN		DN 15	DN 15	DN 20	DN 20	DN 20
Attacchi idraulici - Hydraulic connections Raccords hydrauliques - Hydraulikanschlüsse - Conexiones hidráulicas	ø		3/4"	3/4"	1"	1"	1"
Portata acqua valvola - Valve water flow Débit d'eau valve - Wassermenge am Ventil - Caudal de agua de la válvula	l/s	min-max	0,030-0,150	0,030-0,150	0,062-0,311	0,062-0,311	0,062-0,311
Portata acqua unità - Unit water flow Débit d'eau unité - Wasserdurchfluss des Gerätes - Caudal de agua de la unidad	l/s	min	0,078	0,090	0,091	0,095	0,114
	l/s	max	0,112	0,131	0,162	0,190	0,186

4 tubi (scambiatore ausiliario) - pipes (auxiliary coil) tubes (batterie auxiliaire) - Leiter (Zusatzwärmetauscher) - tubos (batería auxiliar)			600x600				
			81	82	83	83C	84
	DN		DN 15	DN 15	DN 15	DN 15	DN 15
Attacchi idraulici - Hydraulic connections Raccords hydrauliques - Hydraulikanschlüsse - Conexiones hidráulicas	ø		3/4"	3/4"	3/4"	3/4"	3/4"
Portata acqua valvola - Valve water flow Débit d'eau valve - Wassermenge am Ventil - Caudal de agua de la válvula	l/s	min-max	0,030-0,150	0,030-0,150	0,030-0,150	0,030-0,150	0,030-0,150
Portata acqua unità - Unit water flow Débit d'eau unité - Wasserdurchfluss des Gerätes - Caudal de agua de la unidad	l/s	min	0,043	0,052	0,053	0,041	0,067
	l/s	max	0,074	0,085	0,109	0,081	0,122

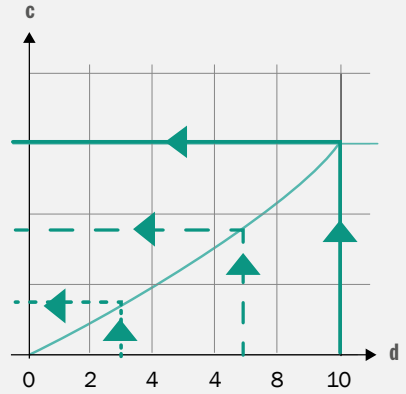
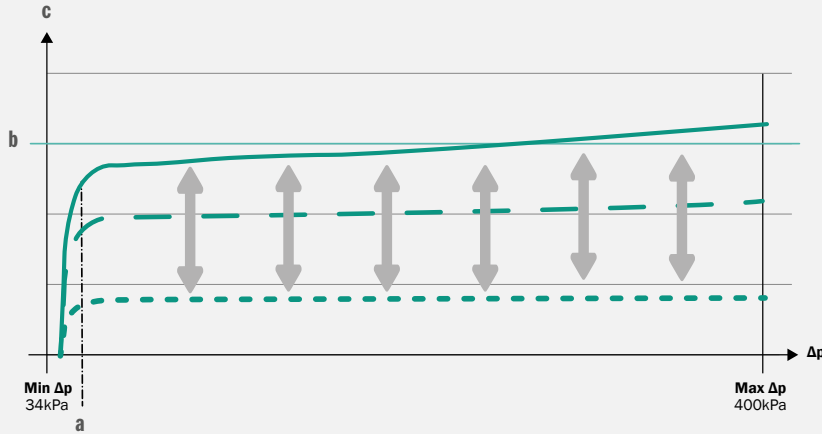
2 tubi - pipes - tubes Leiter - tubos			900x900		
			71	72	73
	DN		DN 20	DN 25	DN 25
Attacchi idraulici - Hydraulic connections Raccords hydrauliques - Hydraulikanschlüsse - Conexiones hidráulicas	ø		1"	1"1/4	1"1/4
Portata acqua valvola - Valve water flow Débit d'eau valve - Wassermenge am Ventil - Caudal de agua de la válvula	l/s	min-max	0,062-0,311	0,12-0,6	0,12-0,6
Portata acqua unità - Unit water flow Débit d'eau unité - Wasserdurchfluss des Gerätes - Caudal de agua de la unidad	l/s	min	0,200	0,256	0,256
	l/s	max	0,296	0,456	0,524

4 tubi - pipes - tubes Leiter - tubos			900x900			
			91	92	93	94
	DN		DN 20	DN 25	DN 25	DN 25
Attacchi idraulici - Hydraulic connections Raccords hydrauliques - Hydraulikanschlüsse - Conexiones hidráulicas	ø		1"	1"1/4	1"1/4	1"1/4
Portata acqua valvola - Valve water flow Débit d'eau valve - Wassermenge am Ventil - Caudal de agua de la válvula	l/s	min-max	0,062-0,311	0,12-0,6	0,12-0,6	0,12-0,6
Portata acqua unità - Unit water flow Débit d'eau unité - Wasserdurchfluss des Gerätes - Caudal de agua de la unidad	l/s	min	0,193	0,205	0,214	0,243
	l/s	max	0,296	0,343	0,420	0,482

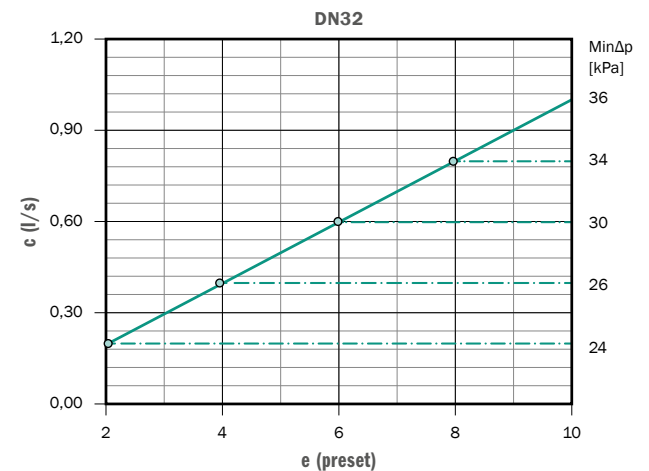
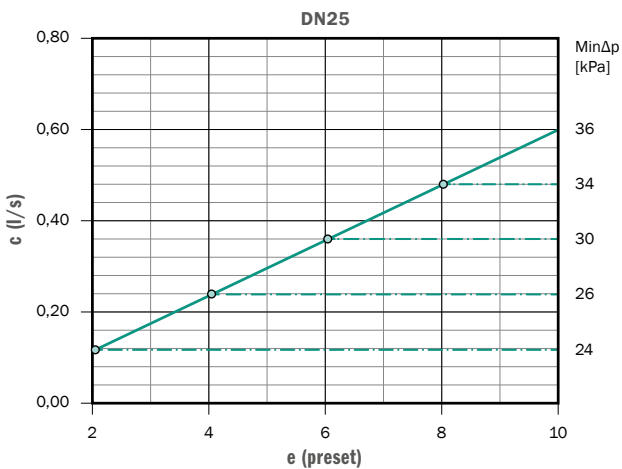
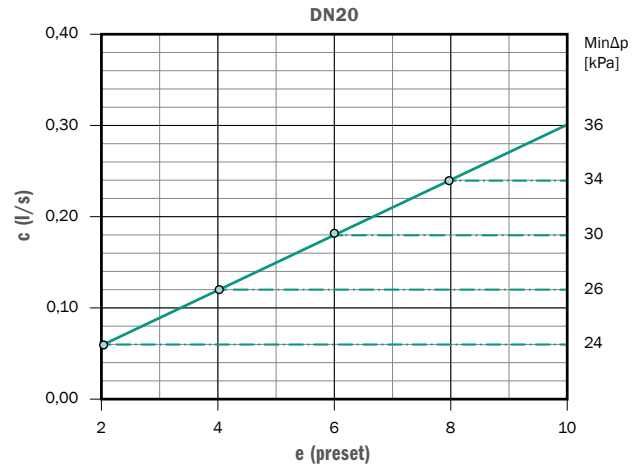
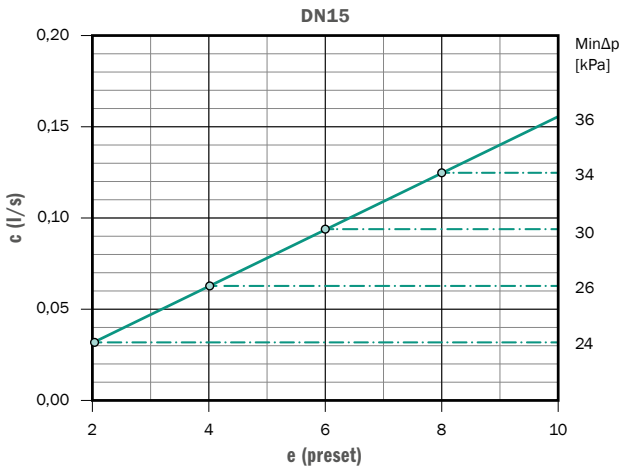
4 tubi (scambiatore ausiliario) - pipes (auxiliary coil) tubes (batterie auxiliaire) - Leiter (Zusatzwärmetauscher) - tubos (batería auxiliar)			900x900			
			91	92	93	94
	DN		DN 20	DN 20	DN 20	DN 20
Attacchi idraulici - Hydraulic connections Raccords hydrauliques - Hydraulikanschlüsse - Conexiones hidráulicas	ø		1"	1"	1"	1"
Portata acqua valvola - Valve water flow Débit d'eau valve - Wassermenge am Ventil - Caudal de agua de la válvula	l/s	min-max	0,062-0,311	0,062-0,311	0,062-0,311	0,062-0,311
Portata acqua unità - Unit water flow Débit d'eau unité - Wasserdurchfluss des Gerätes - Caudal de agua de la unidad	l/s	min	0,125	0,136	0,146	0,107
	l/s	max	0,220	0,256	0,305	0,234

Presetting and nomograms

In accordance with the principles of dynamic balancing, presetting allows you to set the maximum flow rate of the valve, i.e. the flow rate which will be kept constant within the differential pressure range of use, with the valve fully open. The presetting affects the minimum differential pressure of use of the valve.



LIGHT | LIGHT ECM



a	Funzione di prerogolazione / Preset function / Fonction de pré-réglage / Voreingestellte Funktion / Función preestablecida
b	Portata prerogolata / Preset flow rate / Débit pré-réglé / Voreingestellte Durchflussmenge / Caudal preestablecido
c (l/s)	Portata / Flow / Débit / Durchflussrate / Caudal
d	Segnale / Signal / Signal / Signal / Señal
e	Prerogolazione / Preset / Pré-réglage / Voreinstellung / Preajuste

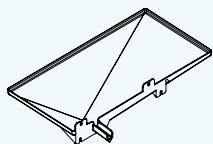
The series can be equipped with a wide range of accessories specifically designed and selected to be able to offer the customer solutions that can respond to every system requirement.

Where provided, the accessories can also be supplied already installed and tested in the company, or supplied separately. For the complete list of available accessories, please refer to the price-list catalog.



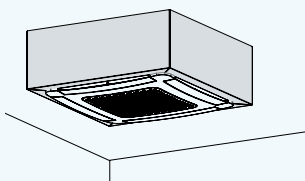
Infrared remote control IR-C

for RC cassette



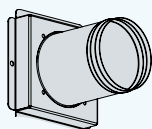
Auxiliary drain pan

made in molded ABS.



Decorative cabinet:

in hot-galvanized steel and painted in RAL9016 white or with a color of your choice.



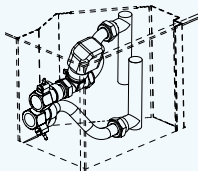
Air spigots:

- Ø 80 mm circular spigot for fresh air intake,
- circular spigot Ø 150 mm for air supply to adjacent room,
- fresh air baffle plate with Ø 150 mm spigot



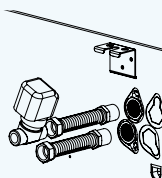
Panels and baffle plates customization

it is possible to request customized paintings for the front panels or for the baffle plates (color of your choice).



Internal valves:

on/off valves, 2-way or 3-way, for 2 or 4 pipe system, supplied already installed, tested and integrated directly into the unit.



External valves:

on/off valves, modulating, floating, two and three ways or independent balancing valves, for two or four pipe systems. Supplied pre-assembled but loose, to be installed directly on site by the customer.

The new generation filtration system

Pure Life system

Pure Life System consists of a two-stage filtration module that can be integrated directly into the series, the fact that the solid particles contained in the air flow are precipitated by the action of an electric field that retains the polluting particles and microorganisms dispersed in the air, such as bacteria, viruses and spores conveyed by such particles.

Through a potential difference generated between the emission and collection electrodes, the pollutants are precipitated, captured and retained by special collection grilles, obtaining healthy and completely purified air.

Electronic filter version

Pure Life System - 600

Electronic filter for 600x600 version
Models: 61,62,63,64,65 - 81,82,83,83C,84,84C

Pure Life System - 900

Electronic filter for 900x900 version
Models: 71,72,73 - 91,92,93,94

Electronic filter

Pure Life System ensures that the maximum particulate values, PM10 and PM2.5, remain at acceptable levels in all the internal environments and comply with the requirements of EN 16798:2018 and UNI 11254:2007 to improve **Indoor Air Quality** according to the requisites of the World Health Organization and in accordance with the European and international communities.

This innovative filtering system is managed and controlled through specially developed electronics which, in addition to controlling the operating voltages and the state of efficiency of the filter, gives warning signals of possible malfunctions and failures.

Another fundamental aspect of this system is its cleaning process, which is remarkably simple, economical and easy to implement. The filtering section is fully accessible and optimized to reduce maintenance times and related operating costs.

Once the filter has been removed, the washing cycle needed to regenerate it simply requires water and a biodegradable cleanser. Furthermore, the high-quality components used to build this filtering system guarantee its durability and high reliability over time.

Units equipped with the **Pure Life System** can be installed in diverse environments, from the most sensitive areas, such as medical and healthcare environments requiring total hygiene in the facility, and densely populated areas such as schools, offices, hotels and public places, where it is required to provide occupants with excellent comfort and environmental protection.

A healthy choice, responsible and aware

This innovative solution is characterized not only by its high filtration efficiency (comparable to a mechanical F9 class filter) but also by considering the reduction in energy consumption, provided primarily by a significant decrease in pressure drops, which distinguish this filtration system from any other.

Pure Life System is a considered choice, in reducing the impact on the environment, an impact that cannot be avoided with the use of common mechanical filters. The latter must be disposed of with significant economic costs as they are classified as toxic waste and are bound by restrictions in the disposal processes, which precludes them being returned in the recycling chain.

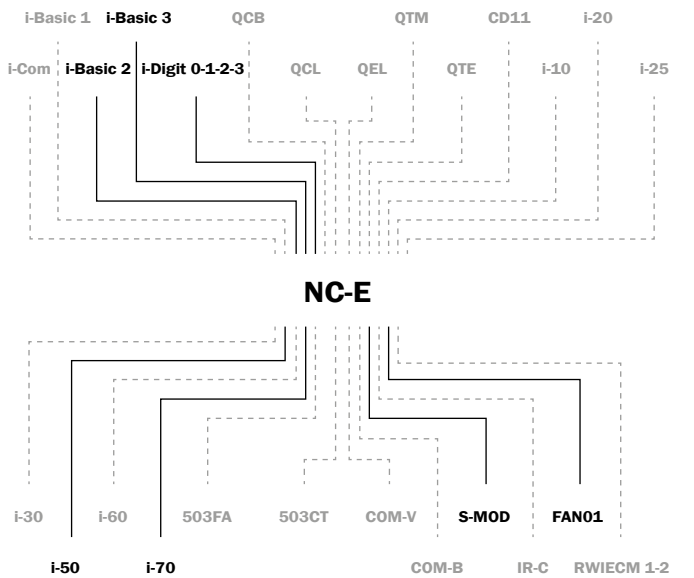
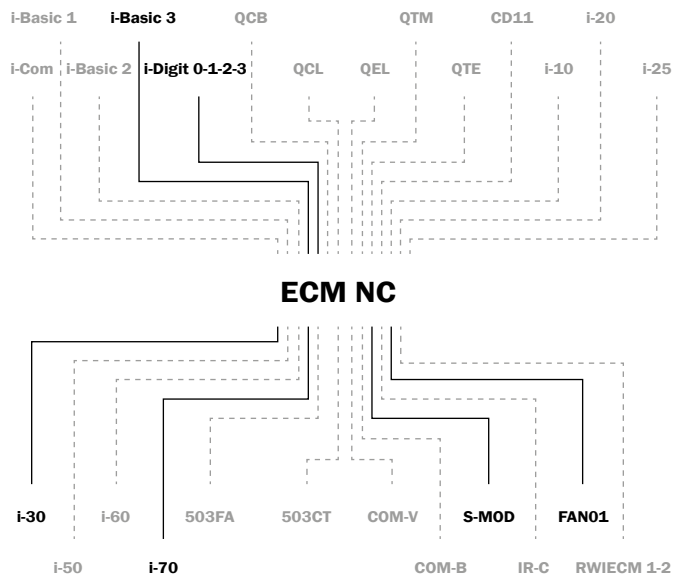
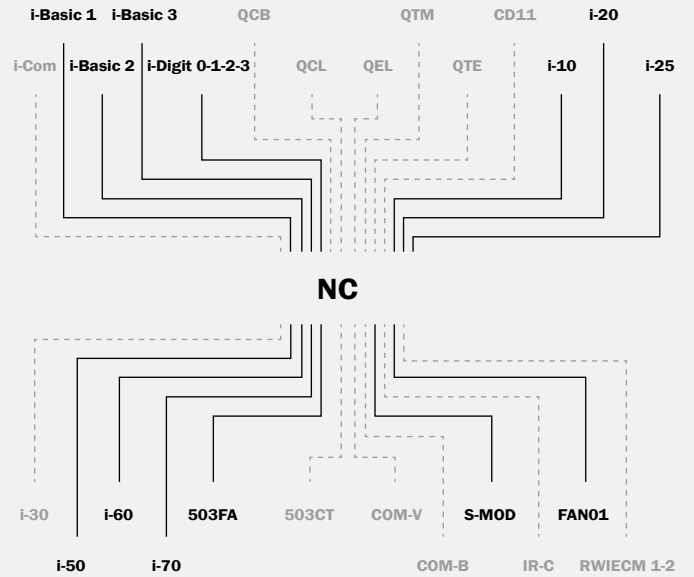
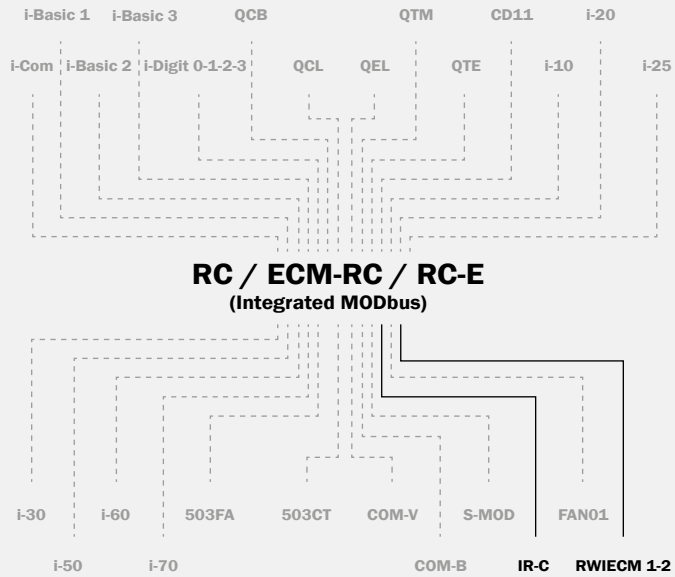
The electronic filtering system **Pure Life System** is unequivocally ecofriendly because it can be 100% regenerated by simple cleaning, removing the polluting particles that have been collected in the process.

Compatibility of controls

For the complete specifications of the controls, please refer to the part relating to the controls, available from page 298.

503FA	<ul style="list-style-type: none"> - Termostato elettronico con display LCD - Electronic thermostat with LCD display - Thermostat électronique avec écran LCD - Elektronisches Thermostat mit LCD-Display - Termostato electrónico con pantalla LCD 	i-Basic 3	<ul style="list-style-type: none"> - Termostato elettronico analogico con programmazione semplificata a DIP-SWITCH - Analog electronic thermostat with simplified DIP-SWITCH programming - Thermostat électronique analogique avec programmation simplifiée à DIP-SWITCH - Analoger elektronischer Thermostat mit vereinfachter DIP-Schalter Programmierung - Termostato electrónico analógico con programación simplificada DIP-SWITCH
CD11	<ul style="list-style-type: none"> - Comando senza regolazione di temperatura - Control without temperature control - Commande sans réglage de température - Steuerung ohne Temperaturregelung - Control sin regulación de temperatura 	i-Com	<ul style="list-style-type: none"> - Comando senza regolazione di temperatura - Base switch without temperature control - Commande sans réglage de température - Regler für Geräte für 2-Leiter oder 4-Leiter-System ohne Temperaturregelung - Control sin regulación de temperatura
COM-B	<ul style="list-style-type: none"> - Commutatore 3 velocità con selettore rotativo BTicino - BTicino rotary selector switch - Commutateur 3 vitesses avec sélecteur rotatif BTicino - Umschalter der 3 Geschwindigkeitsstufen mittels Wahlschalter BTicino - Conmutador de 3 velocidades con selector giratorio b-Ticino 	i-Digit 0-1-2-3	<ul style="list-style-type: none"> - Termostato elettronico programmabile con display LCD - Programmable electronic thermostat with LCD display - Thermostat électronique programmable avec écran LCD - Elektronischer Thermostat für Gebläsekonvektoren mit 2-Leiter oder 4-Leiter-System, mit LCD-Display - Termostato electrónico programable con pantalla LCD
COM-V	<ul style="list-style-type: none"> - Commutatore 3 velocità con selettore a slitta Vimar - Vimar 3-speed slide selector - Commutateur 3 vitesses avec sélecteur à glissière Vimar - Umschalter der 3 Geschwindigkeitsstufen mittels Schiebeselector Vimar - Conmutador de 3 velocidades con selector deslizante Vimar 	IR-C	<ul style="list-style-type: none"> - Telecomando a raggi infrarossi (per cassette e sistemi TRI/F1 2.0 + S-MOD) - Infrared remote control (for cassette and TRI/F1 2.0 + S-MOD systems) - Télécommande à infrarouges (pour cassette et TRI/F1 2.0 + S-MOD systèmes) - Infrarot-Fernbedienung (für Kassettengeräte und TRI/F1 2.0 + S-MOD Systeme) - Control remoto IR (para fancoil de tipo cassette e sistemas TRI/F1 2.0 + S-MOD)
FAN01	<ul style="list-style-type: none"> - Regolatore per fan coil configurabile con protocollo di comunicazione BACnet - Configurable fan coil controller with BACnet communication protocol - Régulateur pour ventilconvecteur configurable avec protocole de communication BACnet - Regler für Gebläsekonvektor konfigurierbar über Kommunikationsprotokoll BACnet - Controlador fancoil configurable con protocolo de comunicación BACnet 	IR-T	<ul style="list-style-type: none"> - Telecomando a raggi infrarossi (per unità a parete) - Infrared remote control (for wall unit) - Télécommande à infrarouges (pour unité murale) - Infrarot-Fernbedienung für wandmontierte Geräte - Control remoto IR (para unidad de pared)
i-10	<ul style="list-style-type: none"> - Termostato elettronico analogico base (unità a 2 e 4 tubi) - Analog electronic thermostat (2 and 4 pipe units) - Thermostat électronique analogique base (unité à 2 et 4 tubes) - Analoger elektronischer Basisthermostat für Geräte mit 2-Leiter- oder 4-Leiter-System - Termostato electrónico analógico base (unidades de 2 y 4 tubos) 	QCB	<ul style="list-style-type: none"> - Quadro comando base - Base control panel - Panneau de contrôle base - Basisbediengerät - Panel de control base
i-20	<ul style="list-style-type: none"> - Termostato elettronico analogico (unità a 2 tubi) - Analog electronic thermostat (2 pipe units) - Thermostat électronique analogique (unité à 2 tubes) - Analoger elektronischer Thermostat für Geräte mit 2-Leiter-System - Termostato electrónico analógico (unidad de 2 tubos) 	QCL	<ul style="list-style-type: none"> - Quadro comando base in lamiera - Sheet base control panel - Panneau de contrôle base en tôle - Basisbediengerät aus Metall - Panel de control base en chapa
i-25	<ul style="list-style-type: none"> - Termostato elettronico analogico (unità a 4 tubi) - Analog electronic thermostat (4 pipe units) - Thermostat électronique analogique (unité à 4 tubes) - Analoger elektronischer Thermostat für Geräte mit 4-Leiter-System - Termostato electrónico analógico (unidad de 4 tubos) 	QEL	<ul style="list-style-type: none"> - Quadro comando base in lamiera - Sheet base control panel - Panneau de contrôle base en tôle - Basisbediengerät aus Metall - Panel de control base en chapa
i-30	<ul style="list-style-type: none"> - Termostato elettronico programmabile con display LCD - Programmable electronic thermostat with LCD display - Thermostat électronique programmable avec écran LCD - Programmierbarer elektronischer Thermostat für Gebläsekonvektoren mit 2/4-Leiter-System, mit LCD-Display - Termostato electrónico programable con pantalla LCD 	QTE	<ul style="list-style-type: none"> - Quadro comando base con termostato ambiente elettronico - Base control panel with electronic room thermostat - Panneau de contrôle base avec thermostat ambient électronique - Basisbediengerät mit elektronischem Raumthermostat - Panel de control base con termostato ambiente electrónico
i-50	<ul style="list-style-type: none"> - Termostato elettronico programmabile con display LCD - Programmable electronic thermostat with LCD display - Thermostat électronique programmable avec écran LCD - Programmierbarer elektronischer Thermostat für Gebläsekonvektoren mit 2/4-Leiter-System, mit LCD-Display - Termostato electrónico programable con pantalla LCD 	QTM	<ul style="list-style-type: none"> - Quadro comando base con termostato ambiente elettromeccanico (a bulbo) - Base control panel with room electromechanical temperature bulb thermostat - Panneau de contrôle base avec thermostat ambient électromécanique (à bulbe) - Basischalttafel mit elektromechanischem Raumtempertur-Thermostat (mit Stabfühler) - Panel de control base con termostato ambiente electromecánico (a bulbo)
i-60	<ul style="list-style-type: none"> - Termostato elettronico touch con connessione WiFi per gestione remota - Touch fan coil thermostat with WiFi connection - Thermostat électronique tactile avec connexion WiFi pour gestion à distance - Elektronischer Touch-Thermostat mit WiFi-Anbindung für Fernüberwachung - Termostato electrónico Touch con conexión WiFi para gestión remota 	RWIECM 1-2	<ul style="list-style-type: none"> - Interfaccia utente a parete - Wall user interface - Interface utilisateur mural - Wandmontiertes Bediengerät - Interfaz de usuario de pared
i-70	<ul style="list-style-type: none"> - Termostato elettronico touch configurabile, con protocollo di comunicazione MODbus/BACnet (unità a 2 e 4 tubi) - Touch programmable electronic thermostat with MODbus/BACnet protocol communication (unit 2 and 4 pipe system) - Thermostat électronique tactile configurable, avec protocole de communication MODbus/BACnet (unité à 2 et 4 tubes) - Konfigurierbarer elektronischer Touch-Thermostat, mit MODbus/BACnet-Kommunikation mit 2/4-Leiter-System - Termostato electrónico Touch configurable, con protocolo de comunicación Modbus / Bacnet (unidades de 2 y 4 tubos) 	S-MOD	<ul style="list-style-type: none"> - Sistema di supervisione - Supervision system - Système de supervision - Überwachungssystem - Sistema de supervisión
i-Basic 1	<ul style="list-style-type: none"> - Termostato elettronico analogico base - Analog base electronic thermostat - Thermostat électronique analogique base - Analoger elektronischer Basisthermostat für Geräte mit 2-Leiter oder 4-Leiter-System - Termostato electrónico analógico base 	TRI/F1 2.0	<ul style="list-style-type: none"> - Controllo con telecomando IR o interfaccia a muro con protocollo di comunicazione MODbus - Infrared remote controller or wall controller with MODbus communication protocol - Contrôle avec télécommande IR ou interface mural avec protocole de communication MODbus - Steuerung mittels Infrarot-Fernbedienung oder wandmontiertes Bedienfeld mit MODbus-Kommunikationsprotokoll - Control con mando IR o interfaz de pared con protocolo de comunicación MODbus
i-Basic 2	<ul style="list-style-type: none"> - Termostato elettronico analogico - Analog electronic thermostat - Thermostat électronique analogique - Analoger elektronischer Thermostat für Geräte mit 2-Leiter oder 4-Leiter-System - Termostato electrónico analógico 		

Compatibility of controls



— Compatible
 Compatible
 Compatible
 Kompatibel
 Compatible
 - - - - - Non compatible
 Not compatible
 Non compatible
 Nicht kompatibel
 NO compatible

COMPATIBILITÀ - COMPATIBILITY - COMPATIBILITÉ - KOMPATIBILITÄT - COMPATIBILIDAD

Installazione a parete da esterno - Wall mounting - Installation murale - Wandmontage - Instalación a pared

Installazione a bordo unità - On board unit installation - Installation embarquée - Installation auf dem Gerät - Instalación al bordo de la unidad

Installazione a parete da incasso - Wall flush-mounting - Installation à encaissement - Wandeinbau - Instalación empotrada

REGOLATORI - CONTROLLERS - RÉGULATEURS - REGLER - REGULADORES

UTILIZZO - USE - UTILISATION - VERWENDUNG - USO

Impianto a 2 tubi - 2 pipe system - Système à 2 tubes - Anlage mit 2 Leiter-System - Sistema de 2 tubos

Impianto a 4 tubi - 4 pipe system - Système à 4 tubes - Anlage mit 4 Leiter-System - Sistema de 4 tubos

CONTROLLI E DISPLAY - CONTROLS & DISPLAY - CONTRÔLES ET ÉCRAN - STEUERUNGEN UND DISPLAY - CONTROLES Y PANTALLAS

Display - Display - Écran - Display - Monitor

Acceso/Spento - On/Off - Allumé/Éteint - Eingeschaltet/Ausgeschaltet - Encendido /Apagado

Caldo/Freddo - Heat/Cool - Chaud/Froid - Heizen/Kühlen - Frío /Caliente

3 velocità ventilatore - 3 fan speed - 3 vitesses ventilateur - 3 Gebläsegeschwindigkeiten - 3 velocidades de ventilador

Regolazione temperatura - Set point range - Réglage température - Temperaturregelung - Regulación de la temperatura

COMMUTAZIONE - CHANGEOVER - COMMUTATION - UMSCHALTUNG - TRASPUESTA

Velocità automatica - Automatic speed control - Vitesse automatique - Automatische Geschwindigkeitseinstellung - Velocidad automática

Caldo/freddo centralizzata - Central season changeover - Chaud/froid centralisé - Heizen/Kühlen Umschaltung - Cambio Verano / Invierno centralizado

Caldo/freddo automatico (impianto 2 tubi) - Automatic season changeover (2 pipe system) - Chaud/froid automatique (système à 2 tubes) - Heizen/Kühlen Umschaltung automatisch (Anlage mit 2 Leitersystem) - Cambio automático Verano / Invierno (sistema de 2 tubos)

Caldo/freddo automatico con zona neutra (imp. 4 tubi) - Automatic season changeover with neutral zone (4 pipe syst.) - Chaud/froid automatique avec zone neutre (syst. à 4 tubes) - Heizen/Kühlen Umschaltung automatisch mit neutralem Bereich (Anlage mit 4 Leiter-System) - Cambio automático Verano/Invierno con zona neutra (sist. de 4 tubos)

INGRESSI - INPUTS - ENTRÉES - EINGÄNGE - ENTRADAS

Sonda aria remota - Remote air intake sensor - Capteur air à distance - Lufteintrittsfühler - Sonda de aire remota

Sonda acqua - Water sensor - Capteur eau - Wassertemperaturfühler - Sonda de agua

[TC/TC-B] Termostato di consenso - Low temperature thermostat - Thermostat d'autorisation - Freigabethermostat - Termostato de mínima

Contatto finestra - Windows contact - Contact fenêtre - Fensterkontakt - Contacto de ventana

USCITE - OUTPUTS - SORTIES - AUSGÄNGE - SALIDAS

Valvole On/Off - On/Off valves - Vannes On/Off - Ein-Aus-Ventil - Válvulas On/Off

Valvole 3 punti (PWM) - Floating valves (PWM) - Vannes 3 points (PWM) - 3-Punkt-Ventil (PWM) - Válvulas de 3 puntos (PWM)

Valvole 0-10V - 0-10V proportional valves - Vannes 0-10V - Ventile 0-10 V - Válvulas 0-10V

FUNZIONI SPECIALI - SPECIAL FUNCTIONS - FONCTION SPÉCIALES - SONDERFUNKTIONEN - FUNCIONES ESPECIALES

Ventilatore termostato - Fan thermostat controlled - Ventilateur thermostaté - Thermostatgesteuerter Ventilator - Ventilador termostático

Comando resistenza elettrica - Electric heater control - Commande résistance électrique - Steuerung Elektroheizregister - Control de resistencia eléctrica

Funzione economy - Economy function - Fonction economy - Economy-Funktion - Función Economy

Funzione solo ventilazione - Fan function - Fonction uniquement ventilation - Nur Ventilatorbetrieb - Función sólo ventilador

Timer giornaliero - Daily timer - Minuterie quotidienne - Tagestimer - Temporizador diario

Funzione antistratificazione - Air recirculation function - Fonction anti-stratification - Funktion zum Schutz gegen Schichtbildung - Función anti-estratificación

Funzione Master/Slave - Master/Slave function - Fonction Master/Slave - Master/Slave Funktion - Función Master/Slave

Ventilatore modulante - Modulating fan - Ventilateur modulant - Modulierender Ventilator - Ventilador modulante

Programmazione settimanale - Weekly timetable - Programmation hebdomadaire - Wochenprogrammierung - Programación semanal

[MODbus] Protocollo di comunicazione - Communication protocol - Protocole de communication - Kommunikationsprotokoll - Protocolo de comunicación

[BACnet] Protocollo di comunicazione - Communication protocol - Protocole de communication - Kommunikationsprotokoll - Protocolo de comunicación

Controllo umidità - Humidity control - Contrôle de l'humidité - Feuchtigkeitsregelung - Control humedad

The diagrams, the descriptions and the pictures shown herein are merely indicative and in no way binding. In order to continuously improve and in view of constant research and development, A GROUP S.p.A. reserves the right to modify, also without prior notice, technical data and all the contents included in this document.

Concept and design: Aliseo Group

04/2021

www.venticlima.com



LinkedIn



A GROUP S.p.A.

Via Monte Grappa, 67
31020 San Zenone degli Ezzelini (TV) - Italy
Tel. +39 0423 969037 - Fax +39 0423 968197
info@ventilclima.com - www.ventilclima.com
www.aliseogroup.com



Check ongoing validity of certificate:
www.eurovent-certification.com