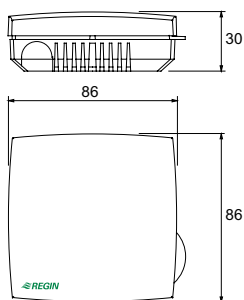
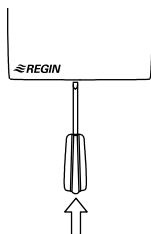


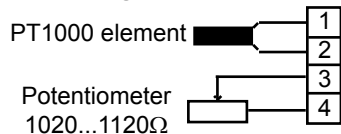
## Kombinerad rumsgivare och börvärdesinställning



Öppna så här



### Inkoppling

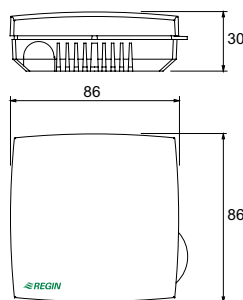


Läs denna instruktion innan produkten  
monteras och ansluts

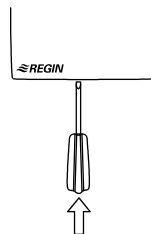
Box 116, SE-428 22 Källered, Sweden  
Tel: +46 31 720 02 00, Fax: +46 31 720 02 50  
www.regin.se, info@regin.se

1572D NOV 15

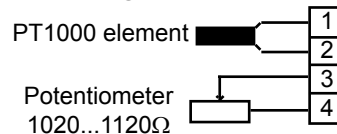
## Kombinerad rumsgivare och börvärdesinställning



Öppna så här



### Inkoppling

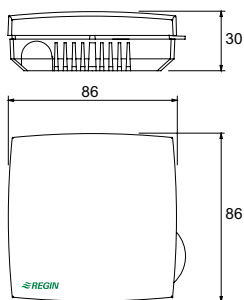


Läs denna instruktion innan produkten  
monteras och ansluts

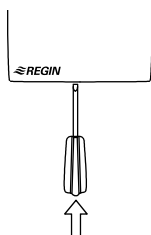
Box 116, SE-428 22 Källered, Sweden  
Tel: +46 31 720 02 00, Fax: +46 31 720 02 50  
www.regin.se, info@regin.se

1572D NOV 15

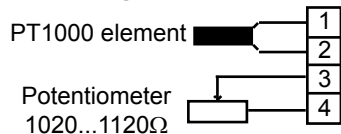
## Kombinerad rumsgivare och börvärdesinställning



Öppna så här



### Inkoppling

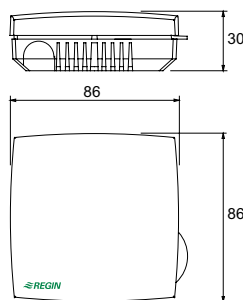


Läs denna instruktion innan produkten  
monteras och ansluts

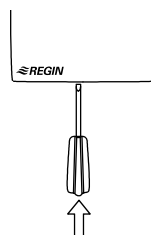
Box 116, SE-428 22 Källered, Sweden  
Tel: +46 31 720 02 00, Fax: +46 31 720 02 50  
www.regin.se, info@regin.se

1572D NOV 15

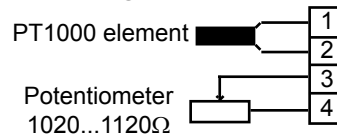
## Kombinerad rumsgivare och börvärdesinställning



Öppna så här



### Inkoppling

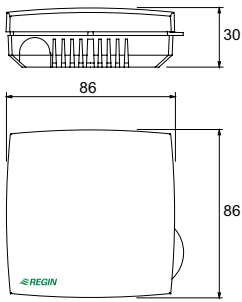


Läs denna instruktion innan produkten  
monteras och ansluts

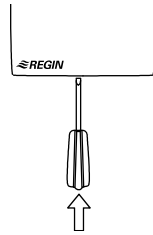
Box 116, SE-428 22 Källered, Sweden  
Tel: +46 31 720 02 00, Fax: +46 31 720 02 50  
www.regin.se, info@regin.se

1572D NOV 15

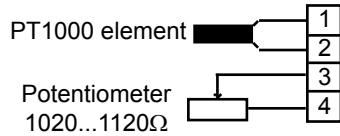
**Combined room sensor and setpoint**



Open like this



**Wiring**

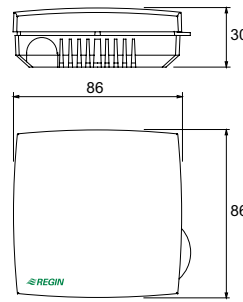


**Read this instruction before installation and wiring of the product**

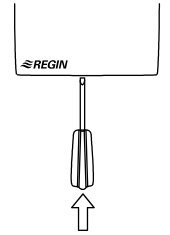
Box 116, SE-428 22 Källered, Sweden  
 Tel: +46 31 720 02 00, Fax: +46 31 720 02 50  
 www.regin.se, info@regin.se

1572D NOV 15

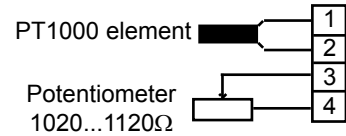
**Combined room sensor and setpoint**



Open like this



**Wiring**

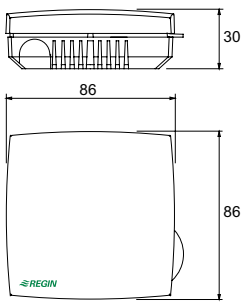


**Read this instruction before installation and wiring of the product**

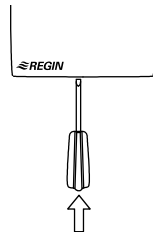
Box 116, SE-428 22 Källered, Sweden  
 Tel: +46 31 720 02 00, Fax: +46 31 720 02 50  
 www.regin.se, info@regin.se

1572D NOV 15

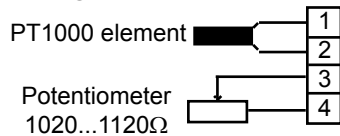
**Combined room sensor and setpoint**



Open like this



**Wiring**

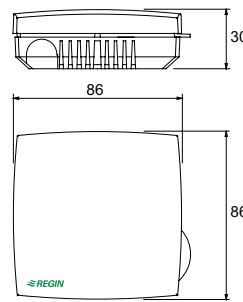


**Read this instruction before installation and wiring of the product**

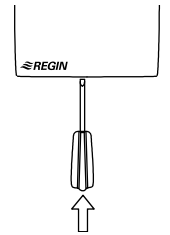
Box 116, SE-428 22 Källered, Sweden  
 Tel: +46 31 720 02 00, Fax: +46 31 720 02 50  
 www.regin.se, info@regin.se

1572D NOV 15

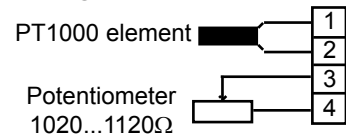
**Combined room sensor and setpoint**



Open like this



**Wiring**

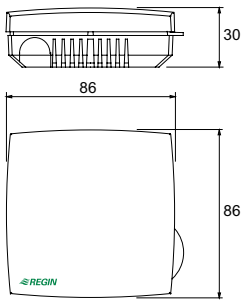


**Read this instruction before installation and wiring of the product**

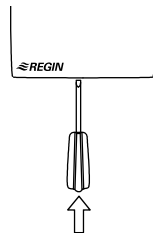
Box 116, SE-428 22 Källered, Sweden  
 Tel: +46 31 720 02 00, Fax: +46 31 720 02 50  
 www.regin.se, info@regin.se

1572D NOV 15

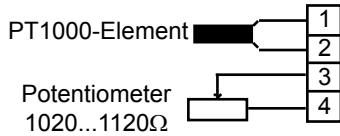
**Raumfühler und Sollwert in Kombination**



So öffnen



**Verdrahtung**

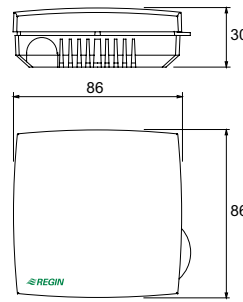


Diese Anleitung vor Installation und Verdrahtung des Produktes bitte durchlesen

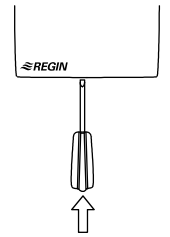
Regin Controls Deutschland GmbH  
Tel: +49 30 77 99 40, Fax: +49 30 77 99 479  
www.regincontrols.de, info@regincontrols.de

1572D NOV 15

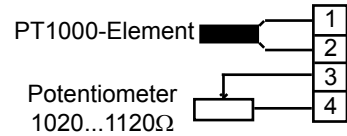
**Raumfühler und Sollwert in Kombination**



So öffnen



**Verdrahtung**

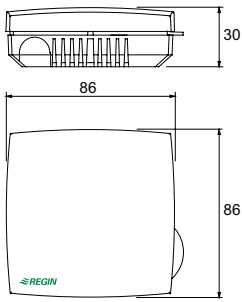


Diese Anleitung vor Installation und Verdrahtung des Produktes bitte durchlesen

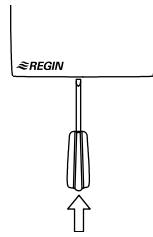
Regin Controls Deutschland GmbH  
Tel: +49 30 77 99 40, Fax: +49 30 77 99 479  
www.regincontrols.de, info@regincontrols.de

1572D NOV 15

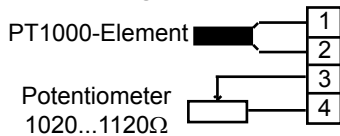
**Raumfühler und Sollwert in Kombination**



So öffnen



**Verdrahtung**

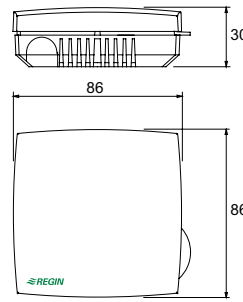


Diese Anleitung vor Installation und Verdrahtung des Produktes bitte durchlesen

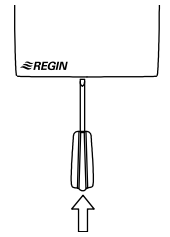
Regin Controls Deutschland GmbH  
Tel: +49 30 77 99 40, Fax: +49 30 77 99 479  
www.regincontrols.de, info@regincontrols.de

1572D NOV 15

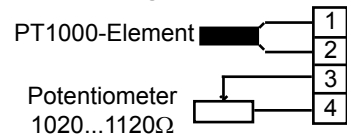
**Raumfühler und Sollwert in Kombination**



So öffnen



**Verdrahtung**



Diese Anleitung vor Installation und Verdrahtung des Produktes bitte durchlesen

Regin Controls Deutschland GmbH  
Tel: +49 30 77 99 40, Fax: +49 30 77 99 479  
www.regincontrols.de, info@regincontrols.de

1572D NOV 15