



Smoke extract casing for 400°C/2h type Pyrostar

The PYROSTAR program is in accordance with F400-120 by the CTMI and is CE certified according to the standard NF EN 12101-3 for extraction fans for smoke and heat.

Available in 5 sizes and 20 models, the **PYROSTAR** range covers flow rates from 600 to 50,000 m³/hr either in forward-swept blade fan version, PYROSTAR A for pressures up to 1,500 Pa or backward-swept blade version, **PYROSTAR R** or pressures up to 2,600 Pa. The **PYROSTAR R** version fitted with a backward-swept blade fan is especially suitable and recommended for applications in professional kitchens or for the extraction of foul contaminated air (car parks, industry, etc.)

Application

- Smoke extraction units meeting legislative requirements for the extraction of smoke and hot gases in the event of fire in high rise buildings and public assembly buildings
- Range also designed for the extraction of contaminated air from industrial premises, professional kitchens and car parks, etc
- The PYROSTAR system is F400-120 approved by the CTICM and covered by the CE certificate for smoke and heat extractor fans in compliance with standard NF EN 12101-3
- The **PYROSTAR** range can be installed indoors or outdoors

Composition

- Housing in 15/10 galvanized steel sheet free standing on 20 to 30/10 galvanized steel frame from reinforced by a central strut from model PYROSTAR 25 on
- Access panel fitted with a hinged door with handle for the motor compartment and wide removable panel for maintaining the fan
- Ground fixings fit directly into the slots provided in the frame
- Intake and outlet by circular connections up to model **PYROSTAR 12**, square on the other models
- The motor support consists of a galvanized steel plate reinforced by raised edges fully extractable and sliding on rails for maintenance and adjustment. The design of the motor compartment enables the overall dimensions of the unit to be limited with the option of blocking off the side opposite the access face. The transmission tension is adjusted from the outside, outlet face side, by a system using a chassis sliding on rails
- PYROSTAR A Fan with forward-facing blades and double inlet in galvanized steel, balanced statically and dynamically, fitted with an aluminium hub and coupled

- to the motor by belt(s) and pulley(s)
- PYROSTAR R Fan with backward-facing blades and double inlet in steel protected by epoxy paint, balanced statically and dynamically, fitted with an aluminium hub and coupled to the motor by belt(s) and pulley(s)
- B3 motor, protection IP 55 class F overheating B
- 1 speed three-phase 230/400V or 400/690V (motors > 5.5 kW), 50 or 60 Hz, (2 and 4 poles).
- 2 speed three-phase 400V, 50 Hz, Dahlander winding (2/4 and 4/8 P), independent windings (4/6 P)
- Protective housing for the transmission on the fan compartment side, easily removable for belt replacement
- Variable drive pulley up to 5.5 kW

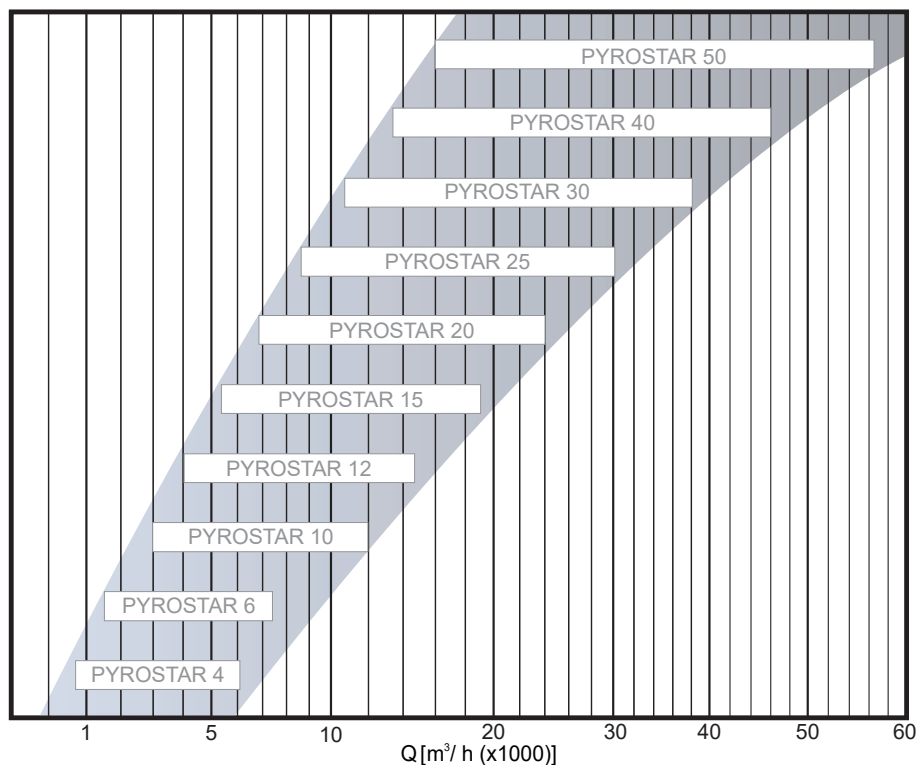
Installation

- The **PYROSTAR** range can be installed indoors or outdoors.
- Access is on the right, viewed in the air direction, as standard, on the left on request or can be easily changed on site if required.
- Outlet horizontal in line or vertical at 90°.
- Can be installed vertically against a wall.

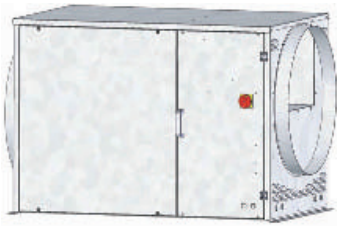
Variants F400-120 approved by CTICM

- Acoustic insulation in very high density 25 mm -120 kg/m³ mineral wool providing powerful acoustic attenuation (IPH option)
- Double skin insulation (IDP), standard external face in 15/10 galvanized sheet, internal face in 10/10 galvanized sheet and insulation in high density mineral wool, 25 mm - 60 kg/m³
- Recommended for installations requiring regular maintenance of the unit while providing attenuation of the sound levels radiated (professional kitchens, etc.)
- The IPH and IDP variants classify the **PYROSTAR®**, range up to model 12 in the category of F400-120 **ISOLÉ THERMIQUEMENT**. smoke extraction fans approved and certified by the CTICM
- Condensate tray at bottom of unit (ECP option) for removal of condensates
- Access is on the right, viewed in the air direction, as standard, on the left on request or can be easily changed on site if required
- Outlet horizontal in line or vertical at 90°
- Compatible with the standard or IDP versions


Quick selection



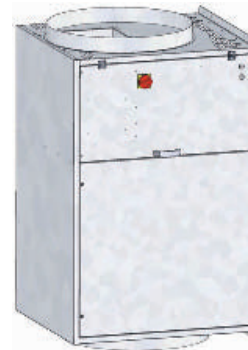
Configurations




1




2



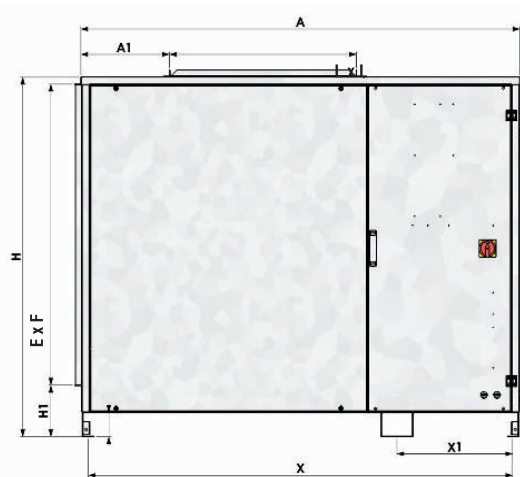
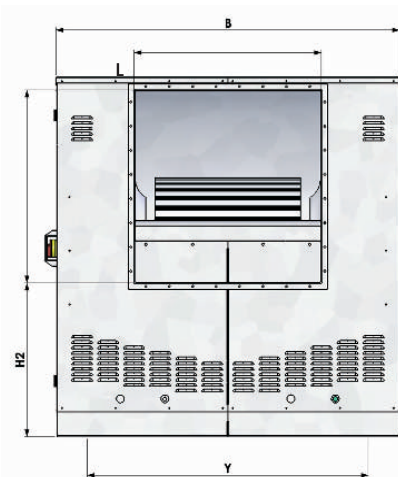
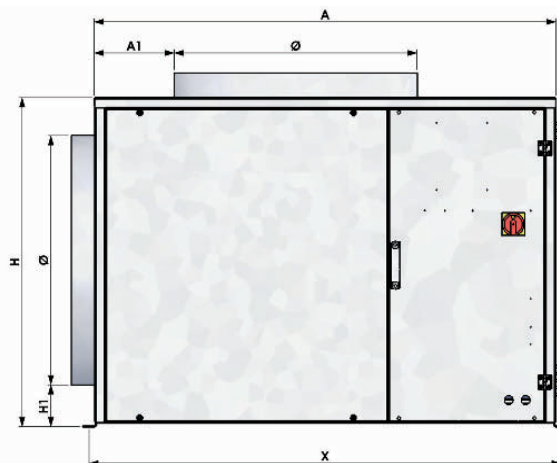
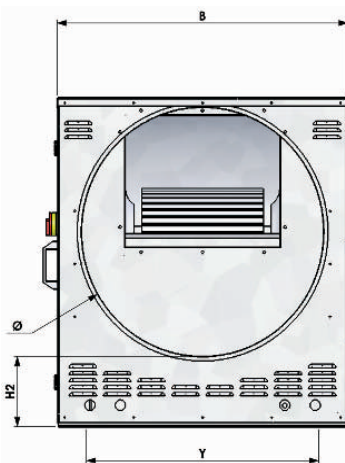
3



5



4



Technical data														
1V 230-400V TRI - 50 Hz 2 & 4 P					2V 400V TRI - 50Hz 2/4 & 4/8 P DAHLANDER					2V 400V TRI - 50Hz 4/6 P SEP. WINDINGS				
PYROSTAR	P (kW)	I. nom. (A)	Cos Phi	Kg	PYROSTAR	P (kW)	I. nom. (A)	Cos Phi	Kg	PYROSTAR	P(kW)	I. nom. (A)	Cos Phi	Kg
50A G4	2.20	4.80	0.81	530	50A G48	2.20/0.55	4.8/1.7	0.87/0.67	530	50A G46	2.20/0.70	5.3/1.9	0.78/0.73	530
50A H4	3	6.48	0.81	530	50A H48	3.00/0.65	6.8/2.5	0.81/0.56	540	50A H46	3.00/1.00	6.3/3.1	0.84/0.68	540
50A I4	4	8.60	0.80	540	50A I48	4.00/1.00	8.8/3.0	0.82/0.64	550	50A I46	4.50/1.50	9.2/5.1	0.85/0.64	560
50A J4	5.50	11.10	0.83	550	50A J48	5.50/1.37	10.8/3.5	0.89/0.71	570	50A J46	5.50/1.70	11.4/4.5	0.86/0.70	580
50A K4	7.50	14.80	0.83	560	50A K48	7.50/1.87	15.6/4.9	0.84/0.68	570	50A K46	6.50/2.00	13.5/6.1	0.84/0.65	600
50A L4	9	17.85	0.85	570	50A L48	9.00/2.20	17.1/8.5	0.86/0.50	580	50A L46	10.00/3.30	20.2/9.0	0.83/0.66	590
50A M4	11	22	0.81	600	50A M48	11.00/3.00	20.5/10.6	0.87/5.4	590	50A M46	12.00/4.00	24.0/11.8	0.83/0.61	610
50A N4	15	29	0.82	610	50A N48	15.00/4.00	27.8/13.7	0.87/0.53	600	50A N46	16.00/5.00	31.0/12.5	0.83/0.73	620
50A O4	18.50	36.50	0.81	630	50A O48	18.50/5.00	34.1/17.1	0.88/0.55	620	50A O46	19.00/6.50	35.0/12.5	0.90/0.90	640
50A P4	22	42	0.82	645	50A P48	22.00/4.40	43.0/15.0	0.83/0.53	635	50A P46	23.00/7.20	43.0/15.0	0.88/0.87	655
50A Q4	30	59	0.80	655	50A Q48	29.00/6.50	54.0/17.0	0.86/0.64	645	50A Q46	30.00/9.00	54.0/18.2	0.90/0.84	665

Technical data														
1V 230-400V TRI - 50 Hz 2 & 4 P					2V 400V TRI - 50Hz 2/4 & 4/8 P DAHLANDER					2V 400V TRI - 50Hz 4/6 P SEP. WINDINGS				
PYROSTAR	P (kW)	I. nom. (A)	Cos Phi	Kg	PYROSTAR	P (kW)	I. nom. (A)	Cos Phi	Kg	PYROSTAR	P(kW)	I. nom. (A)	Cos Phi	Kg
50R G4	2.20	4.80	0.81	540	50R G48	2.20/0.55	4.8/1.7	0.87/0.67	540	50R G46	2.20/0.70	5.3/1.9	0.78/0.73	540
50R H4	3	6.48	0.81	540	50R H48	3.00/0.65	6.8/2.5	0.81/0.56	550	50R H46	3.00/1.00	6.3/3.1	0.84/0.68	550
50R I4	4	8.60	0.80	550	50R I48	4.00/1.00	8.8/3.0	0.82/0.64	560	50R I46	4.50/1.50	9.2/5.1	0.85/0.64	570
50R J4	5.50	11.10	0.83	560	50R J48	5.50/1.37	10.8/3.5	0.89/0.71	580	50R J46	5.50/1.70	11.4/4.5	0.86/0.70	590
50R K4	7.50	14.80	0.83	570	50R K48	7.50/1.87	15.6/4.9	0.84/0.68	580	50R K46	6.50/2.00	13.5/6.1	0.84/0.65	610
50R L4	9	17.85	0.85	580	50R L48	9.00/2.20	17.1/8.5	0.86/0.50	590	50R L46	10.00/3.30	20.2/9.0	0.83/0.66	600
50R M4	11	22	0.81	610	50R M48	11.00/3.00	20.5/10.6	0.87/5.4	600	50R M46	12.00/4.00	24.0/11.8	0.83/0.61	620
50R N4	15	29	0.82	620	50R N48	15.00/4.00	27.8/13.7	0.87/0.53	610	50R N46	16.00/5.00	31.0/12.5	0.83/0.73	630
50R O4	18.50	36.50	0.81	640	50R O48	18.50/5.00	34.1/17.1	0.88/0.55	630	50R O46	19.00/6.50	35.0/12.5	0.90/0.90	650
50R P4	22	42	0.82	655	50R P48	22.00/4.40	43.0/15.0	0.83/0.53	645	50R P46	23.00/7.20	43.0/15.0	0.88/0.87	665